BLOCK DIAGRAM

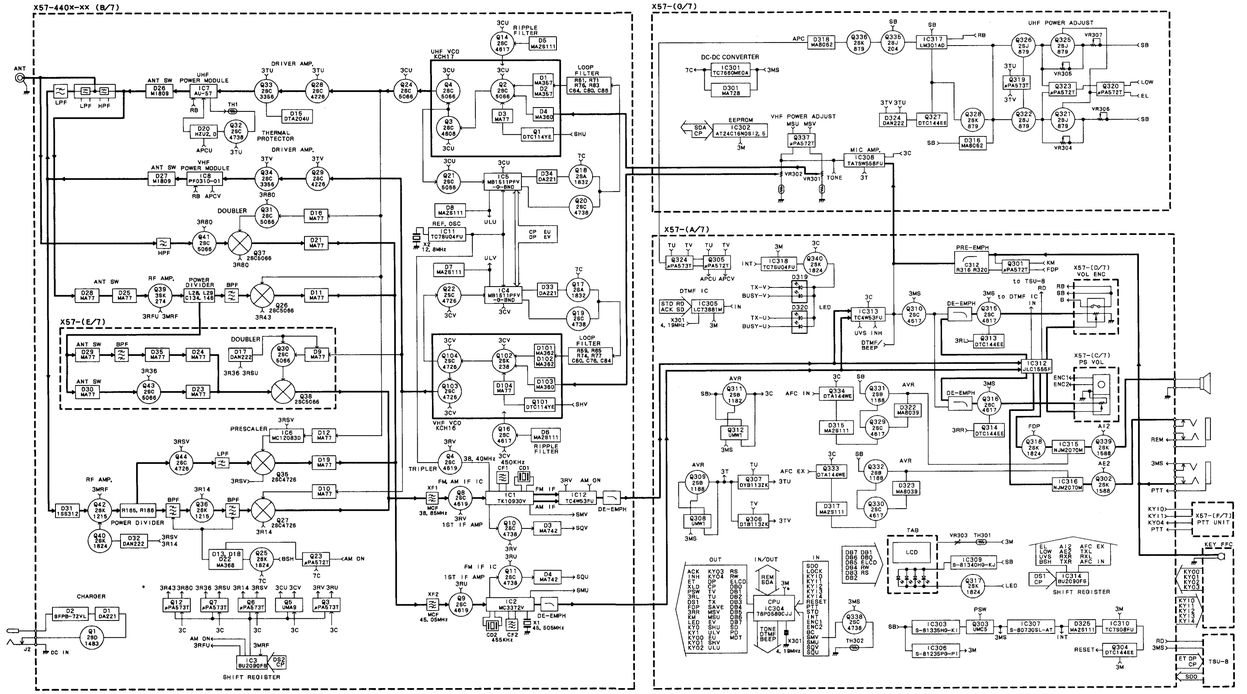

Scan&Edit UA6AP

SCHEMATIC DIAGRAM (3/3)

(X57-440X-XX) (0/7) CONTROL DAUGHTER UNIT

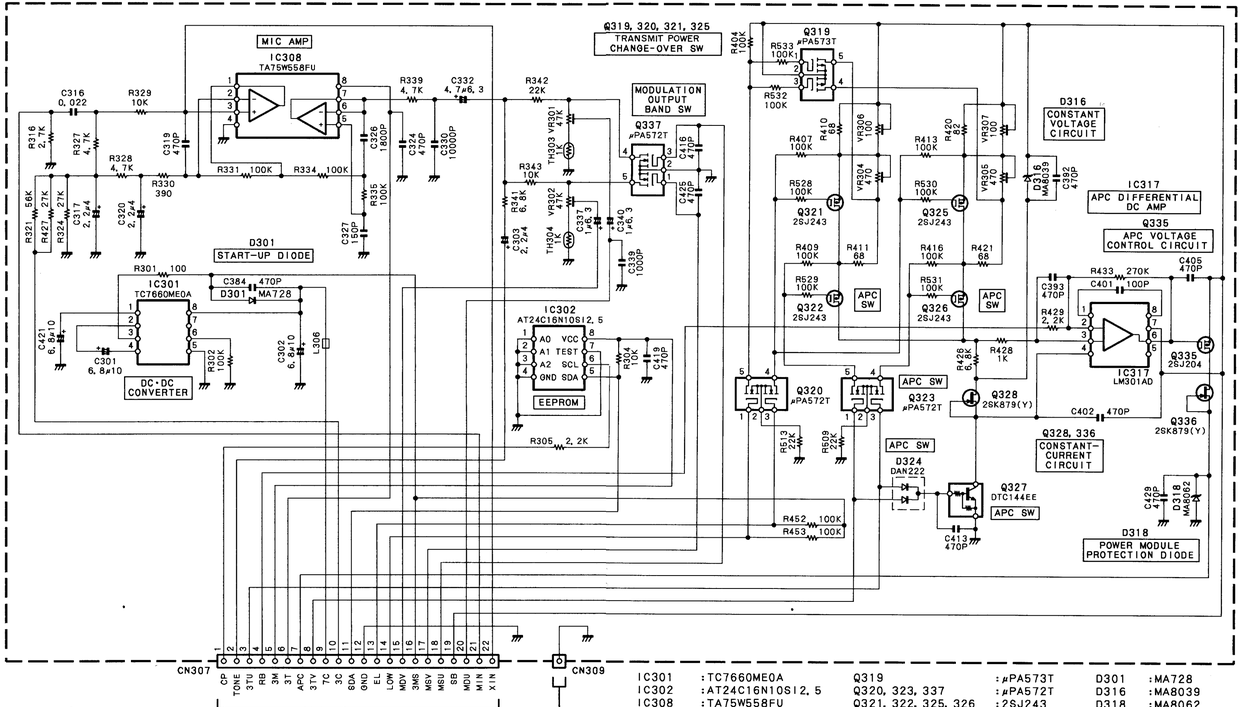

IC301	: TC7660ME0A	Q319	: μPA573T	D301	: MA728
IC302	: AT24C16N10SI2.5	Q320, 323, 337	: μPA572T	D316	: MA8039
IC308	: TA75W558FU	Q321, 322, 325, 326	: 2SJ243	D318	: MA8062
IC317	: LM301AD	Q327	: DTC144EE	D324	: DAN222
		Q328, 336	: 2SK879(Y)		
		Q335	: 2SJ204		

Note:
Circuits are subject to change without notice due to advancements in technology.

SCHEMATIC DIAGRAM (1/3)

REF. NO.	L20	L26, 39, 41 L81, 86, 89	L34 L45	C102	C232	C120, 138, 143, 151, 154, 174 C178, 188, 197, 222, 227, 242,	R194	R125, 134, 148, 154, 160 R164, 169, 176, 188, 189	D21 D16	Q31, 37, 41
K, P	L79-1108-05	YES	NO	15k	3P	NO	YES	NO	YES	YES
ABB	L79-1108-05	YES	YES	15k	3P	1.5P	YES	NO	YES	YES

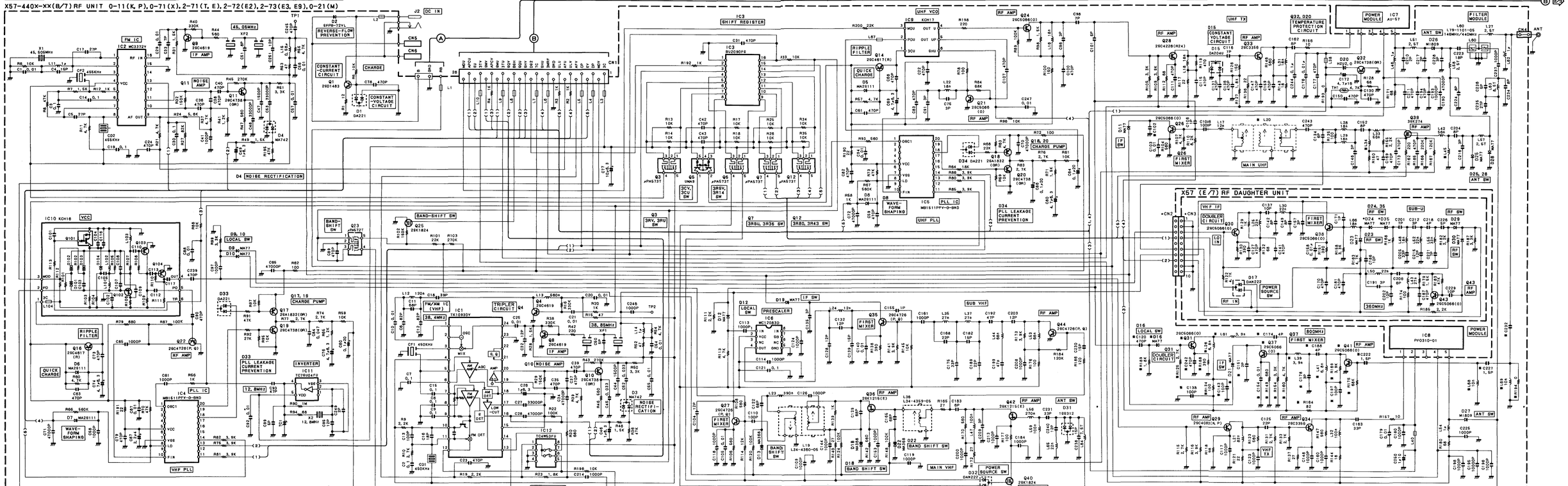

TH-79A/E (1/2) Scan&Edit UA6AP

Note:
Circuits are subject to change without notice due to advancements in technology.
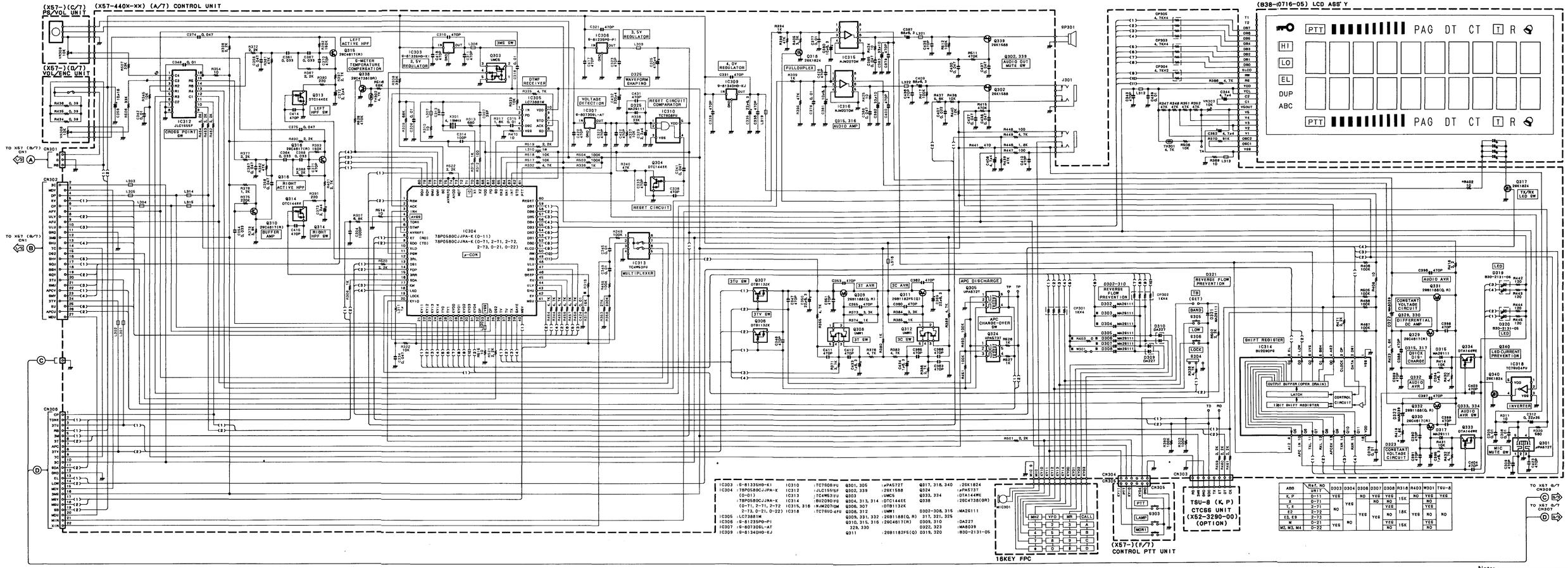
SCHEMATIC DIAGRAM (2/3)