

TOSHIBA TRANSISTOR SILICON NPN EPITAXIAL PLANAR TYPE

# MT6P04AE

VHF~UHF BAND LOW NOISE AMPLIFIER APPLICATIONS

Unit in mm

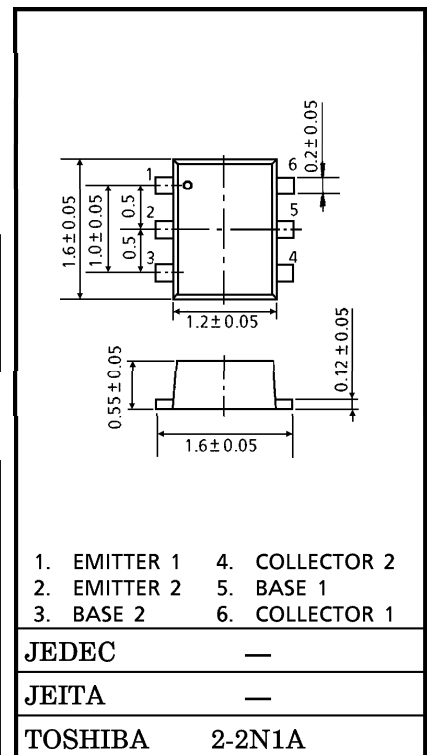
- Two devices are built in to the super-thin and extreme super mini (6 pins) package : ES6

**MOUNTED DEVICES**

	Q1 / Q2 : SSM (TESM)
Three-pins (SSM/TESM) mold products are corresponded.	MT3S04AS (MT3S04AT)

**MAXIMUM RATINGS (Ta = 25°C)**

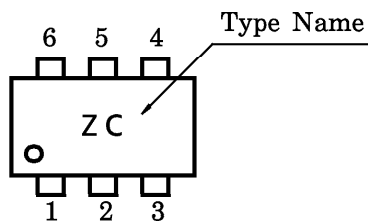
CHARACTERISTIC	SYMBOL	Q1 / Q2	UNIT
Collector-Base Voltage	V <sub>CBO</sub>	10	V
Collector-Emitter Voltage	V <sub>CEO</sub>	5	V
Emitter-Base Voltage	V <sub>EBO</sub>	2	V
Collector Current	I <sub>C</sub>	40	mA
Base Current	I <sub>B</sub>	10	mA
Collector Power Dissipation	P <sub>C</sub> (Note 1)	100	mW
Junction Temperature	T <sub>j</sub>	125	°C
Storage Temperature Range	T <sub>stg</sub>	-55~125	°C



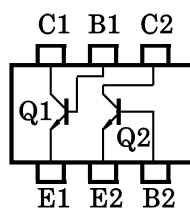
Weight : 0.003 g

(Note 1) : Total power dissipation of Q1 and Q2.

**MARKING**



**PIN ASSIGNMENT (TOP VIEW)**



## ELECTRICAL CHARACTERISTICS Q1/Q2 (Ta = 25°C)

CHARACTERISTIC	SYMBOL	TEST CONDITION	MIN.	TYP.	MAX.	UNIT
Collector Cut-off Current	$I_{CBO}$	$V_{CB} = 5\text{ V}, I_E = 0$	—	—	0.1	$\mu\text{A}$
Emitter Cut-off Current	$I_{EBO}$	$V_{EB} = 1\text{ V}, I_C = 0$	—	—	1	$\mu\text{A}$
DC Current Gain	$h_{FE}$	$V_{CE} = 1\text{ V}, I_C = 5\text{ mA}$	80	—	160	—
Transition Frequency	$f_T(1)$	$V_{CE} = 1\text{ V}, I_C = 5\text{ mA}$	2	4.5	—	GHz
	$f_T(2)$	$V_{CE} = 3\text{ V}, I_C = 7\text{ mA}$	5	7	—	GHz
Insertion Gain	$ S_{21e} ^2(1)$	$V_{CE} = 1\text{ V}, I_C = 5\text{ mA},$ $f = 1\text{ GHz}$	—	8.5	—	dB
	$ S_{21e} ^2(2)$	$V_{CE} = 3\text{ V}, I_C = 20\text{ mA},$ $f = 1\text{ GHz}$	7.5	11	—	dB
Noise Figure	NF (1)	$V_{CE} = 1\text{ V}, I_C = 5\text{ mA},$ $f = 1\text{ GHz}$	—	1.3	2.2	dB
	NF (2)	$V_{CE} = 3\text{ V}, I_C = 7\text{ mA},$ $f = 1\text{ GHz}$	—	1.2	2	dB
Reverse Transfer Capacitance	$C_{re}$	$V_{CB} = 1\text{ V}, I_E = 0,$ $f = 1\text{ MHz (Note 2)}$	—	0.9	1.25	pF

(Note 2) :  $C_{re}$  is measured by 3 terminal method with capacitance bridge.

## HANDLING PRECAUTION

When handling individual devices (which are not yet mounting on a circuit board), be sure that the environment is protected against electrostatic electricity. Operators should wear anti-static clothing, and containers and other objects that come into direct contact with devices should be made of anti-static materials.

**RESTRICTIONS ON PRODUCT USE**

000707EAA

- TOSHIBA is continually working to improve the quality and reliability of its products. Nevertheless, semiconductor devices in general can malfunction or fail due to their inherent electrical sensitivity and vulnerability to physical stress. It is the responsibility of the buyer, when utilizing TOSHIBA products, to comply with the standards of safety in making a safe design for the entire system, and to avoid situations in which a malfunction or failure of such TOSHIBA products could cause loss of human life, bodily injury or damage to property. In developing your designs, please ensure that TOSHIBA products are used within specified operating ranges as set forth in the most recent TOSHIBA products specifications. Also, please keep in mind the precautions and conditions set forth in the "Handling Guide for Semiconductor Devices," or "TOSHIBA Semiconductor Reliability Handbook" etc..
- The TOSHIBA products listed in this document are intended for usage in general electronics applications (computer, personal equipment, office equipment, measuring equipment, industrial robotics, domestic appliances, etc.). These TOSHIBA products are neither intended nor warranted for usage in equipment that requires extraordinarily high quality and/or reliability or a malfunction or failure of which may cause loss of human life or bodily injury ("Unintended Usage"). Unintended Usage include atomic energy control instruments, airplane or spaceship instruments, transportation instruments, traffic signal instruments, combustion control instruments, medical instruments, all types of safety devices, etc.. Unintended Usage of TOSHIBA products listed in this document shall be made at the customer's own risk.
- The information contained herein is presented only as a guide for the applications of our products. No responsibility is assumed by TOSHIBA CORPORATION for any infringements of intellectual property or other rights of the third parties which may result from its use. No license is granted by implication or otherwise under any intellectual property or other rights of TOSHIBA CORPORATION or others.
- The information contained herein is subject to change without notice.