

# FDS89161LZ

## Dual N-Channel PowerTrench® MOSFET

100 V, 2.7 A, 105 mΩ

### Features

- Max  $r_{DS(on)}$  = 105 mΩ at  $V_{GS} = 10\text{ V}$ ,  $I_D = 2.7\text{ A}$
- Max  $r_{DS(on)}$  = 160 mΩ at  $V_{GS} = 4.5\text{ V}$ ,  $I_D = 2.1\text{ A}$
- High performance trench technology for extremely low  $r_{DS(on)}$
- High power and current handling capability in a widely used surface mount package
- CDM ESD protection level > 2KV typical (Note 4)
- 100% UIL Tested
- RoHS Compliant

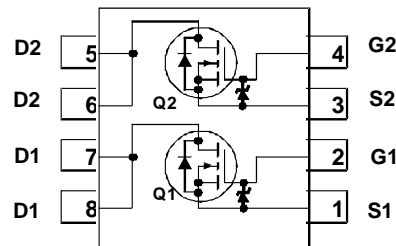
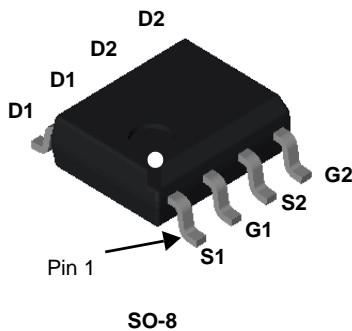


### General Description

This N-Channel logic Level MOSFETs are produced using Fairchild Semiconductor's advanced Power Trench® process that has been special tailored to minimize the on-state resistance and yet maintain superior switching performance. G-S zener has been added to enhance ESD voltage level.

### Application

- DC-DC conversion



### MOSFET Maximum Ratings $T_A = 25\text{ °C}$ unless otherwise noted

Symbol	Parameter	Ratings	Units
$V_{DS}$	Drain to Source Voltage	100	V
$V_{GS}$	Gate to Source Voltage	±20	V
$I_D$	Drain Current -Continuous	2.7	A
	-Pulsed	15	
$E_{AS}$	Single Pulse Avalanche Energy (Note 3)	13	mJ
$P_D$	Power Dissipation $T_C = 25\text{ °C}$	31	W
	Power Dissipation $T_A = 25\text{ °C}$ (Note 1a)	1.6	
$T_J, T_{STG}$	Operating and Storage Junction Temperature Range	-55 to +150	°C

### Thermal Characteristics

$R_{\theta JC}$	Thermal Resistance, Junction to Case (Note 1)	4.0	°C/W
$R_{\theta JA}$	Thermal Resistance, Junction to Ambient (Note 1a)	78	

### Package Marking and Ordering Information

Device Marking	Device	Package	Reel Size	Tape Width	Quantity
FDS89161LZ	FDS89161LZ	SO-8	13 "	12 mm	2500 units

## Electrical Characteristics $T_J = 25^\circ\text{C}$ unless otherwise noted

Symbol	Parameter	Test Conditions	Min	Typ	Max	Units
--------	-----------	-----------------	-----	-----	-----	-------

### Off Characteristics

$BV_{DSS}$	Drain to Source Breakdown Voltage	$I_D = 250 \mu\text{A}, V_{GS} = 0 \text{ V}$	100			V
$\frac{\Delta BV_{DSS}}{\Delta T_J}$	Breakdown Voltage Temperature Coefficient	$I_D = 250 \mu\text{A}$ , referenced to $25^\circ\text{C}$		68		mV/°C
$I_{DSS}$	Zero Gate Voltage Drain Current	$V_{DS} = 80 \text{ V}, V_{GS} = 0 \text{ V}$			1	$\mu\text{A}$
$I_{GSS}$	Gate to Source Leakage Current	$V_{GS} = \pm 20 \text{ V}, V_{DS} = 0 \text{ V}$			$\pm 10$	$\mu\text{A}$

### On Characteristics

$V_{GS(th)}$	Gate to Source Threshold Voltage	$V_{GS} = V_{DS}, I_D = 250 \mu\text{A}$	1	1.7	2.2	V
$\frac{\Delta V_{GS(th)}}{\Delta T_J}$	Gate to Source Threshold Voltage Temperature Coefficient	$I_D = 250 \mu\text{A}$ , referenced to $25^\circ\text{C}$		-6		mV/°C
$r_{DS(on)}$	Static Drain to Source On Resistance	$V_{GS} = 10 \text{ V}, I_D = 2.7 \text{ A}$		81	105	m $\Omega$
		$V_{GS} = 4.5 \text{ V}, I_D = 2.1 \text{ A}$		110	160	
		$V_{GS} = 10 \text{ V}, I_D = 2.7 \text{ A}, T_J = 125^\circ\text{C}$		140	182	
$g_{FS}$	Forward Transconductance	$V_{DS} = 10 \text{ V}, I_D = 2.7 \text{ A}$		7.8		S

### Dynamic Characteristics

$C_{iss}$	Input Capacitance	$V_{DS} = 50 \text{ V}, V_{GS} = 0 \text{ V}, f = 1\text{MHz}$		227	302	pF
$C_{oss}$	Output Capacitance			44	58	pF
$C_{rss}$	Reverse Transfer Capacitance			3	4	pF
$R_g$	Gate Resistance			0.9		$\Omega$

### Switching Characteristics

$t_{d(on)}$	Turn-On Delay Time	$V_{DD} = 50 \text{ V}, I_D = 2.7 \text{ A}, V_{GS} = 10 \text{ V}, R_{GEN} = 6 \Omega$		3.8	10	ns	
$t_r$	Rise Time			1.2	10	ns	
$t_{d(off)}$	Turn-Off Delay Time			9.5	17	ns	
$t_f$	Fall Time			1.6	10	ns	
$Q_{g(TOT)}$	Total Gate Charge		$V_{GS} = 0 \text{ V to } 10 \text{ V}$		3.8	5.3	nC
$Q_{g(TOT)}$	Total Gate Charge	$V_{GS} = 0 \text{ V to } 5 \text{ V}$	$V_{DD} = 50 \text{ V}, I_D = 2.7 \text{ A}$		2.1	2.9	nC
$Q_{gs}$	Gate to Source Charge				0.7		nC
$Q_{gd}$	Gate to Drain "Miller" Charge				0.7		nC

### Drain-Source Diode Characteristics

$V_{SD}$	Source to Drain Diode Forward Voltage	$V_{GS} = 0 \text{ V}, I_S = 2.7 \text{ A}$ (Note 2)		0.8	1.3	V
		$V_{GS} = 0 \text{ V}, I_S = 2 \text{ A}$ (Note 2)		0.8	1.2	
$t_{rr}$	Reverse Recovery Time	$I_F = 2.7 \text{ A}, di/dt = 100 \text{ A}/\mu\text{s}$		31	56	ns
$Q_{rr}$	Reverse Recovery Charge			20	36	nC

#### NOTES:

1.  $R_{\theta JA}$  is determined with the device mounted on a  $1 \text{ in}^2$  pad 2 oz copper pad on a  $1.5 \times 1.5 \text{ in.}$  board of FR-4 material.  $R_{\theta JC}$  is guaranteed by design while  $R_{\theta CA}$  is determined by the user's board design.



a)  $78^\circ\text{C}/\text{W}$  when mounted on a  $1 \text{ in}^2$  pad of 2 oz copper



b)  $135^\circ\text{C}/\text{W}$  when mounted on a minimum pad

2. Pulse Test: Pulse Width <  $300 \mu\text{s}$ , Duty cycle < 2.0%.

3. Starting  $T_J = 25^\circ\text{C}$ ,  $L = 0.3 \text{ mH}$ ,  $I_{AS} = 25 \text{ A}$ ,  $V_{DD} = 27 \text{ V}$ ,  $V_{GS} = 10 \text{ V}$ .

4. The diode connected between gate and source serves only as protection against ESD. No gate overvoltage rating is implied.

**Typical Characteristics ( N-Channel)**  $T_J = 25^\circ\text{C}$  unless otherwise noted

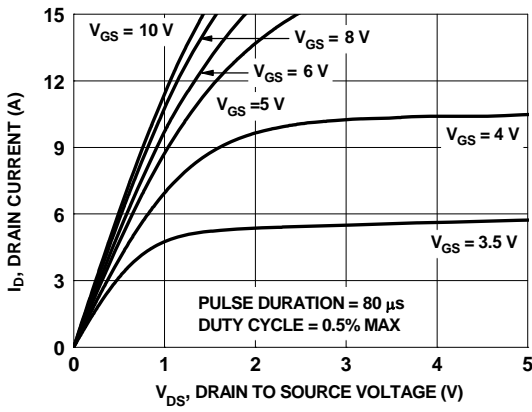


Figure 1. On-Region Characteristics

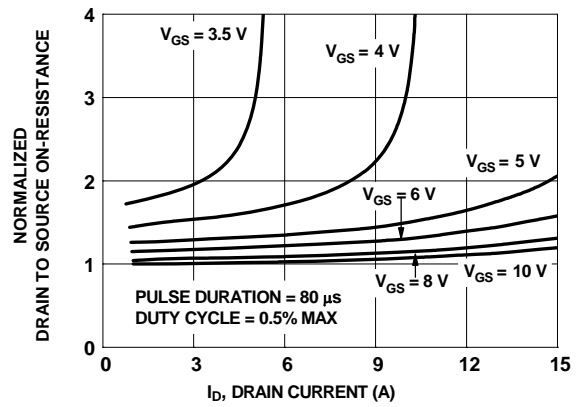


Figure 2. Normalized On-Resistance vs Drain Current and Gate Voltage

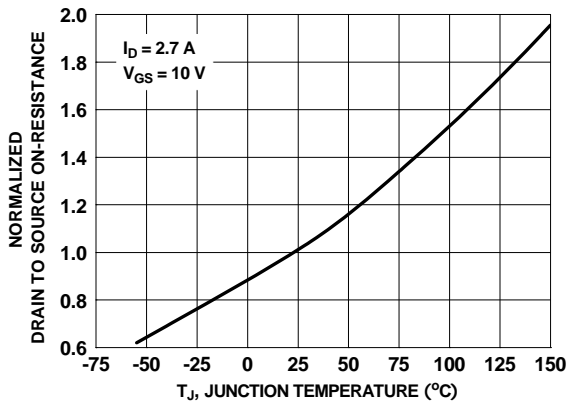


Figure 3. Normalized On-Resistance vs Junction Temperature

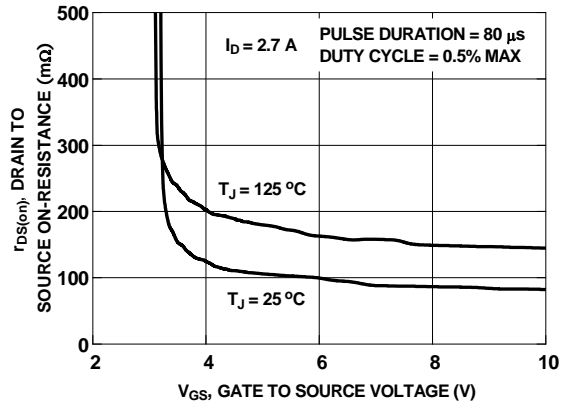


Figure 4. On-Resistance vs Gate to Source Voltage

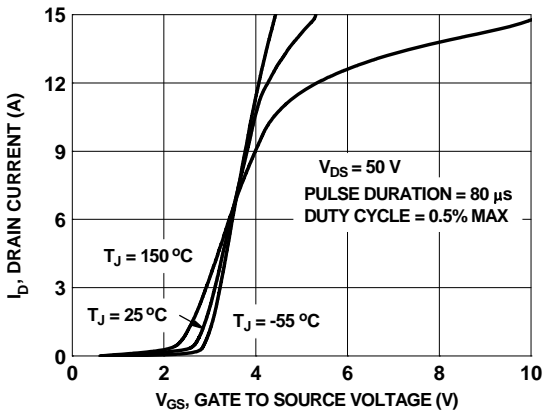


Figure 5. Transfer Characteristics

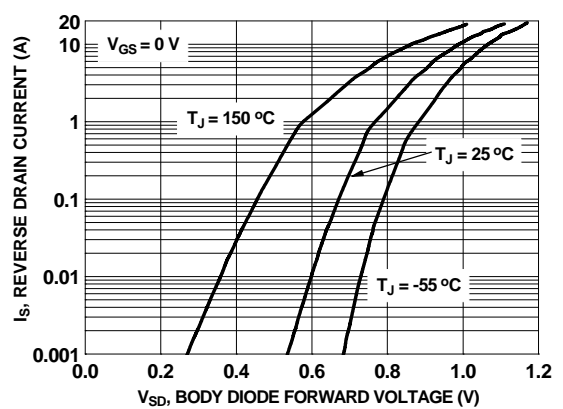
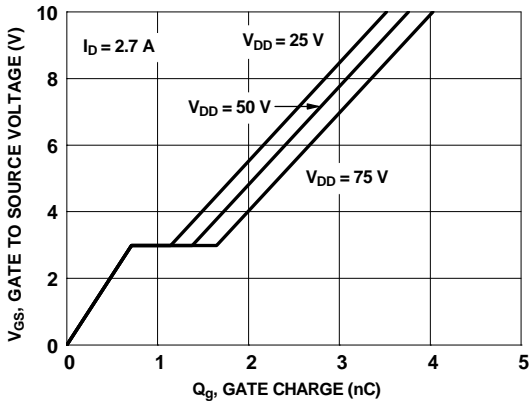
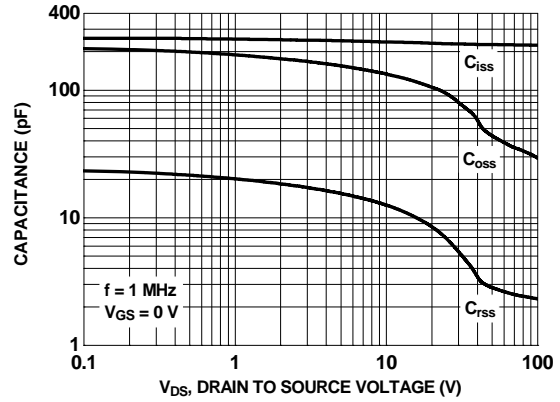


Figure 6. Source to Drain Diode Forward Voltage vs Source Current

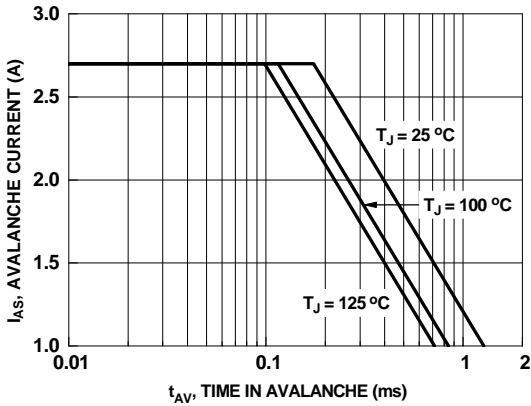
**Typical Characteristics ( N-Channel)**  $T_J = 25^\circ\text{C}$  unless otherwise noted



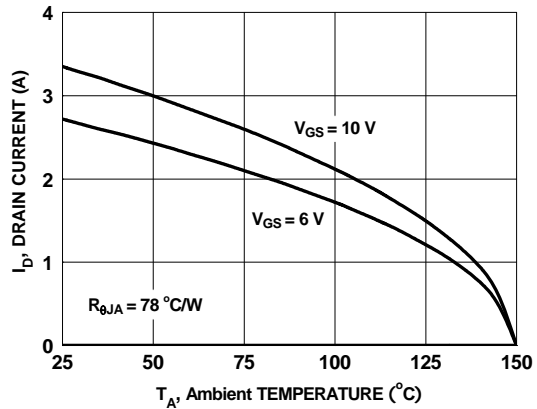
**Figure 7. Gate Charge Characteristics**



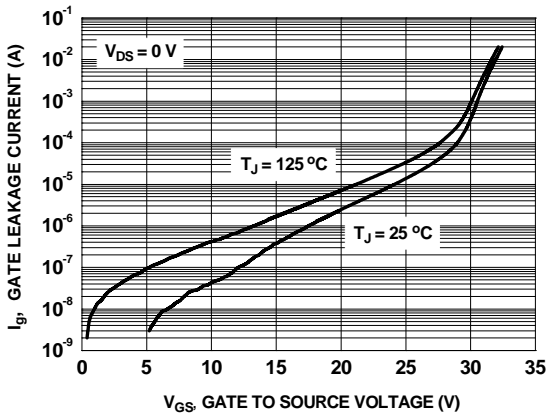
**Figure 8. Capacitance vs Drain to Source Voltage**



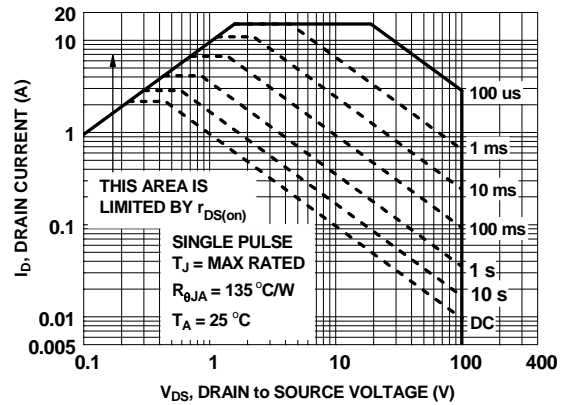
**Figure 9. Unclamped Inductive Switching Capability**



**Figure 10. Maximum Continuous Drain Current vs Ambient Temperature**



**Figure 11. Gate Leakage Current vs Gate to Source Voltage**



**Figure 12. Forward Bias Safe Operating Area**

**Typical Characteristics ( N-Channel)**  $T_J = 25^\circ\text{C}$  unless otherwise noted

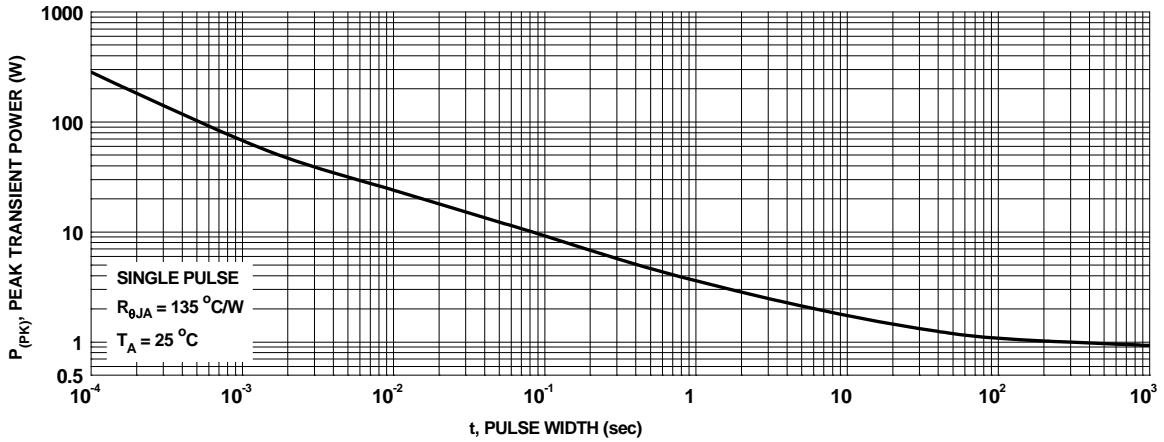


Figure 13. Single Pulse Maximum Power Dissipation

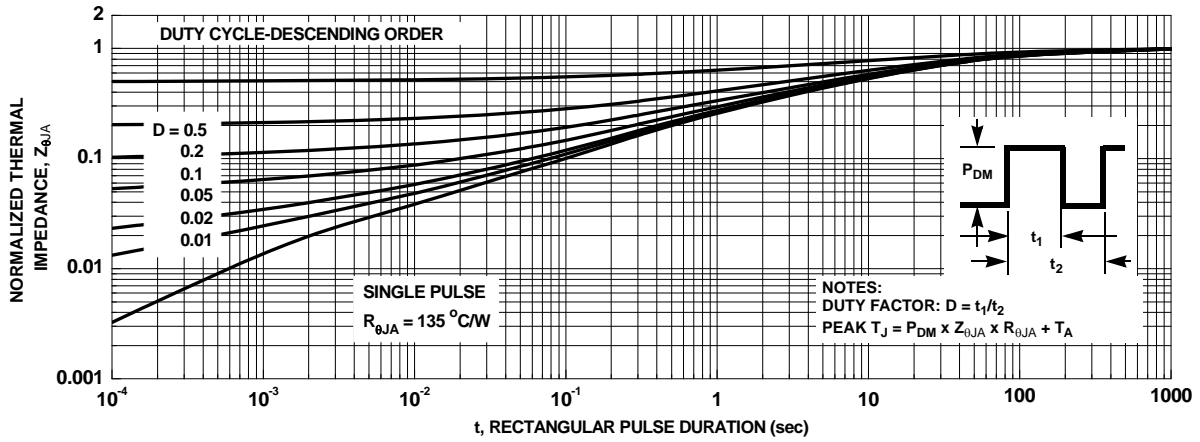


Figure 14. Junction-to-Ambient Transient Thermal Response Curve



**TRADEMARKS**

The following includes registered and unregistered trademarks and service marks, owned by Fairchild Semiconductor and/or its global subsidiaries, and is not intended to be an exhaustive list of all such trademarks.

- |                                                                                   |                                                                                   |                                                                                   |                                                                                     |
|-----------------------------------------------------------------------------------|-----------------------------------------------------------------------------------|-----------------------------------------------------------------------------------|-------------------------------------------------------------------------------------|
| AccuPower™                                                                        | FPS™                                                                              | Power-SPM™                                                                        | The Power Franchise®                                                                |
| Auto-SPM™                                                                         | F-PFS™                                                                            | PowerTrench®                                                                      | The Right Technology for Your Success™                                              |
| AX-CAP™*                                                                          | FRFET®                                                                            | PowerXS™                                                                          | the power®                                                                          |
| BitSic®                                                                           | Global Power ResourceSM                                                           | Programmable Active Droop™                                                        | franchise                                                                           |
| Build it Now™                                                                     | Green FPS™                                                                        | QFET®                                                                             | TinyBoost™                                                                          |
| CorePLUS™                                                                         | Green FPS™ e-Series™                                                              | QS™                                                                               | TinyBuck™                                                                           |
| CorePOWER™                                                                        | Gmax™                                                                             | Quiet Series™                                                                     | TinyCalc™                                                                           |
| CROSSVOLT™                                                                        | GTO™                                                                              | RapidConfigure™                                                                   | TinyLogic®                                                                          |
| CTL™                                                                              | IntelliMAX™                                                                       | ISOPLANAR™                                                                        | TINYOPTO™                                                                           |
| Current Transfer Logic™                                                           | ISOPLANAR™                                                                        | MegaBuck™                                                                         | TinyPower™                                                                          |
| DEUXPEED®                                                                         | MegaBuck™                                                                         | MICROCOUPLER™                                                                     | TinyPWM™                                                                            |
| Dual Cool™                                                                        | MICROCOUPLER™                                                                     | MicroFET™                                                                         | TinyWire™                                                                           |
| EcoSPARK®                                                                         | MicroFET™                                                                         | MicroPak™                                                                         | TranSic®                                                                            |
| EfficientMax™                                                                     | MicroPak™                                                                         | MicroPak2™                                                                        | TriFault Detect™                                                                    |
| ESBC™                                                                             | MillerDrive™                                                                      | MotionMax™                                                                        | TRUECURRENT®*                                                                       |
|  | MotionMax™                                                                        | Motion-SPM™                                                                       | µSerDes™                                                                            |
| Fairchild®                                                                        | Motion-SPM™                                                                       | mWSaver™                                                                          |  |
| Fairchild Semiconductor®                                                          | mWSaver™                                                                          | OptiHiT™                                                                          | UHC®                                                                                |
| FACT Quiet Series™                                                                | OptiHiT™                                                                          | OPTOLOGIC®                                                                        | Ultra FRFET™                                                                        |
| FACT®                                                                             | OPTOLOGIC®                                                                        | OPTOPLANAR®                                                                       | UniFET™                                                                             |
| FAST®                                                                             |  |  | VCX™                                                                                |
| FastvCore™                                                                        | PDP SPM™                                                                          |                                                                                   | VisualMax™                                                                          |
| FETBench™                                                                         |                                                                                   |                                                                                   | XSTM                                                                                |
| FlashWriter®*                                                                     |                                                                                   |                                                                                   |                                                                                     |

\*Trademarks of System General Corporation, used under license by Fairchild Semiconductor.

**DISCLAIMER**

FAIRCHILD SEMICONDUCTOR RESERVES THE RIGHT TO MAKE CHANGES WITHOUT FURTHER NOTICE TO ANY PRODUCTS HEREIN TO IMPROVE RELIABILITY, FUNCTION, OR DESIGN. FAIRCHILD DOES NOT ASSUME ANY LIABILITY ARISING OUT OF THE APPLICATION OR USE OF ANY PRODUCT OR CIRCUIT DESCRIBED HEREIN; NEITHER DOES IT CONVEY ANY LICENSE UNDER ITS PATENT RIGHTS, NOR THE RIGHTS OF OTHERS. THESE SPECIFICATIONS DO NOT EXPAND THE TERMS OF FAIRCHILD'S WORLDWIDE TERMS AND CONDITIONS, SPECIFICALLY THE WARRANTY THEREIN, WHICH COVERS THESE PRODUCTS.

**LIFE SUPPORT POLICY**

FAIRCHILD'S PRODUCTS ARE NOT AUTHORIZED FOR USE AS CRITICAL COMPONENTS IN LIFE SUPPORT DEVICES OR SYSTEMS WITHOUT THE EXPRESS WRITTEN APPROVAL OF FAIRCHILD SEMICONDUCTOR CORPORATION.

As used here in:

- Life support devices or systems are devices or systems which, (a) are intended for surgical implant into the body or (b) support or sustain life, and (c) whose failure to perform when properly used in accordance with instructions for use provided in the labeling, can be reasonably expected to result in a significant injury of the user.
- A critical component in any component of a life support, device, or system whose failure to perform can be reasonably expected to cause the failure of the life support device or system, or to affect its safety or effectiveness.

**ANTI-COUNTERFEITING POLICY**

Fairchild Semiconductor Corporation's Anti-Counterfeiting Policy. Fairchild's Anti-Counterfeiting Policy is also stated on our external website, www.Fairchildsemi.com, under Sales Support.

Counterfeiting of semiconductor parts is a growing problem in the industry. All manufactures of semiconductor products are experiencing counterfeiting of their parts. Customers who inadvertently purchase counterfeit parts experience many problems such as loss of brand reputation, substandard performance, failed application, and increased cost of production and manufacturing delays. Fairchild is taking strong measures to protect ourselves and our customers from the proliferation of counterfeit parts. Fairchild strongly encourages customers to purchase Fairchild parts either directly from Fairchild or from Authorized Fairchild Distributors who are listed by country on our web page cited above. Products customers buy either from Fairchild directly or from Authorized Fairchild Distributors are genuine parts, have full traceability, meet Fairchild's quality standards for handling and storage and provide access to Fairchild's full range of up-to-date technical and product information. Fairchild and our Authorized Distributors will stand behind all warranties and will appropriately address and warranty issues that may arise. Fairchild will not provide any warranty coverage or other assistance for parts bought from Unauthorized Sources. Fairchild is committed to combat this global problem and encourage our customers to do their part in stopping this practice by buying direct or from authorized distributors.

**PRODUCT STATUS DEFINITIONS**

**Definition of Terms**

Datasheet Identification	Product Status	Definition
Advance Information	Formative / In Design	Datasheet contains the design specifications for product development. Specifications may change in any manner without notice.
Preliminary	First Production	Datasheet contains preliminary data; supplementary data will be published at a later date. Fairchild Semiconductor reserves the right to make changes at any time without notice to improve design.
No Identification Needed	Full Production	Datasheet contains final specifications. Fairchild Semiconductor reserves the right to make changes at any time without notice to improve the design.
Obsolete	Not In Production	Datasheet contains specifications on a product that is discontinued by Fairchild Semiconductor. The datasheet is for reference information only.