

Zener diode

UMZ6.8EN

●Applications

Constant voltage control
For the ESD measure of a signal line

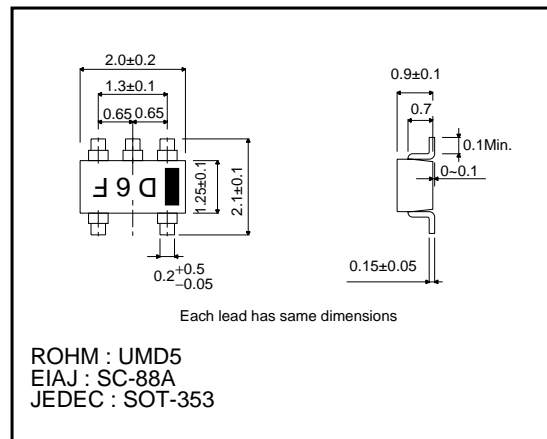
●Features

- 1) Small surface mounting type. (UMD5)
- 2) Composite type with four athode common elements
- 3) High reliability

●Construction

Silicon epitaxial planar

●External dimensions (Units : mm)

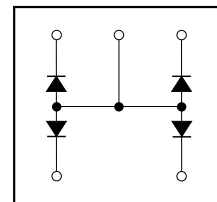


●Absolute maximum ratings (Ta=25°C)

Parameter	Symbol	Limits	Unit
Power dissipation*	P	200	mW
Junction temperature	T _J	150	°C
Storage temperature	T _{stg}	-55~+150	°C

* Total of 4 elements

●Equivalent circuit



●Electrical characteristics (Ta=25°C)

Parameter	Symbol	Min.	Typ.	Max.	Unit	Conditions
Zener voltage	V _Z	6.47	-	7.14	V	I _Z =5mA
Reverse current	I _R	-	-	0.5	μA	V _R =3.5V
Operating resistance	Z _Z	-	-	40	Ω	I _Z =5mA
Capacitance between terminals	C _T	-	9	-	pF	f=1MHz, V _R =5V

●Others

Parameter	IEC61000-4-2
Device configuration	<ul style="list-style-type: none"> ·Charge / discharge capacitance : 150pF ·Discharge resistance : 330Ω
Judgment contents	<ul style="list-style-type: none"> ·10 repetitions ·No malfunction ·Contact : ±8kV ·Suspended : ±15kV

Diodes

●Electrical characteristic curves (Ta=25°C)

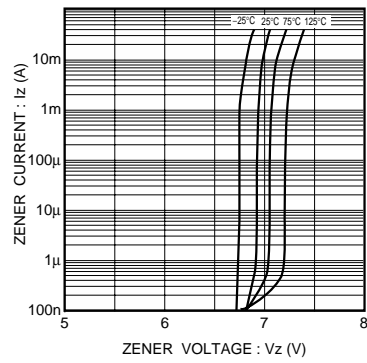


Fig.1 Zener voltage characteristic

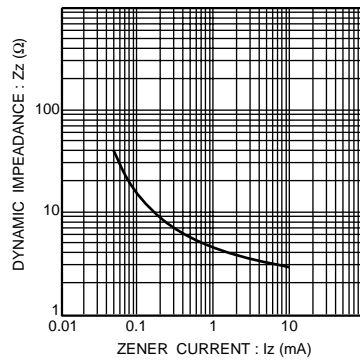


Fig.2 Operating resistance Zener current characteristic

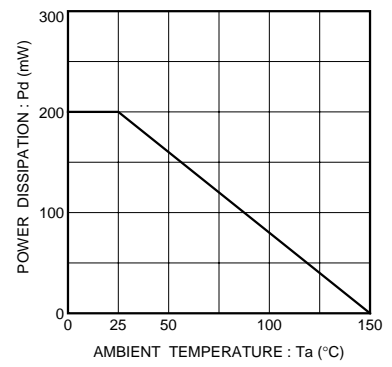


Fig.3 Derating curve