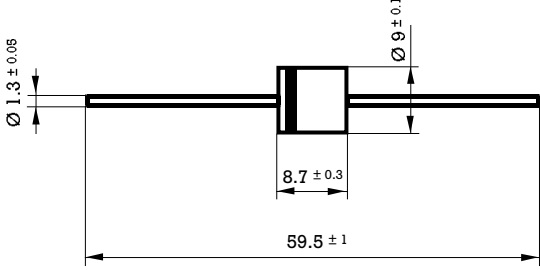



6 Amp. Glass Passivated Junction Rectifier

<p>Dimensions in mm.</p>  <p>P-6 (Plastic)</p> <p>Mounting instructions</p> <ol style="list-style-type: none"> 1. Min. distance from body to soldering point, 4 mm. 2. Max. solder temperature, 350 °C. 3. Max. soldering time, 3.5 sec. 4. Do not bend lead at a point closer than 4 mm. to the body. 	<p>Voltage 50 to 1000 V.</p> <p>Current 6.0 A. at 60 °C.</p> 
	<ul style="list-style-type: none"> • Glass passivated junction • High surge capability • High current capability • The plastic material carries U/L recognition 94 V-0 • Terminals: Axial Leads • Polarity: Color band denotes cathode

Maximum Ratings, according to IEC publication No. 134

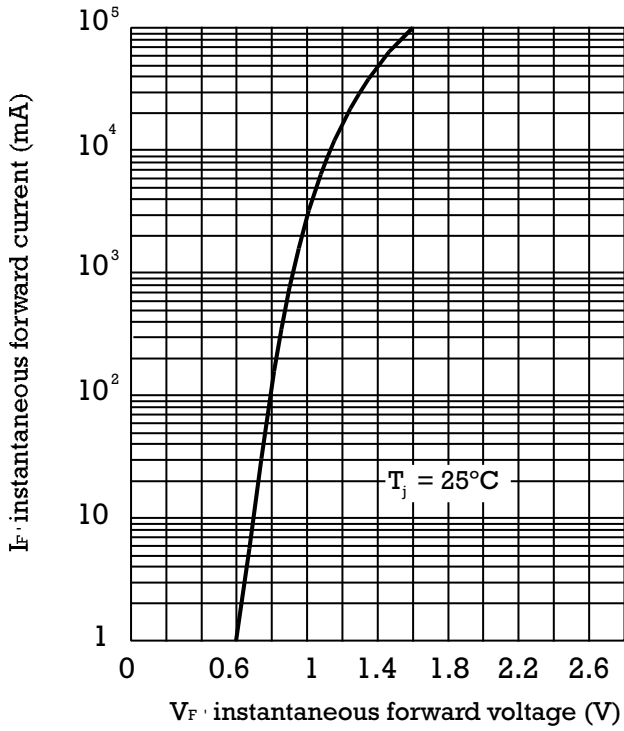
		P600A	P600B	P600D	P600G	P600J	P600K	P600M
V_{RRM}	Peak recurrent reverse voltage (V)	50	100	200	400	600	800	1000
$I_{F(AV)}$	Forward current at $T_{amb} = 60\text{ °C}$	6 A						
I_{FRM}	Recurrent peak forward current	70 A						
I_{FSM}	8.3 ms. peak forward surge current (Jedec Method)	400 A						
T_j	Operating temperature range	- 65 to + 175 °C						
T_{stg}	Storage temperature range	- 65 to + 175 °C						
E_{RSM}	Maximum non repetitive peak reverse avalanche energy. $I_R = 1\text{ A}$; $T_j = 25\text{ °C}$	20 mJ						

Electrical Characteristics at $T_{amb} = 25\text{ °C}$

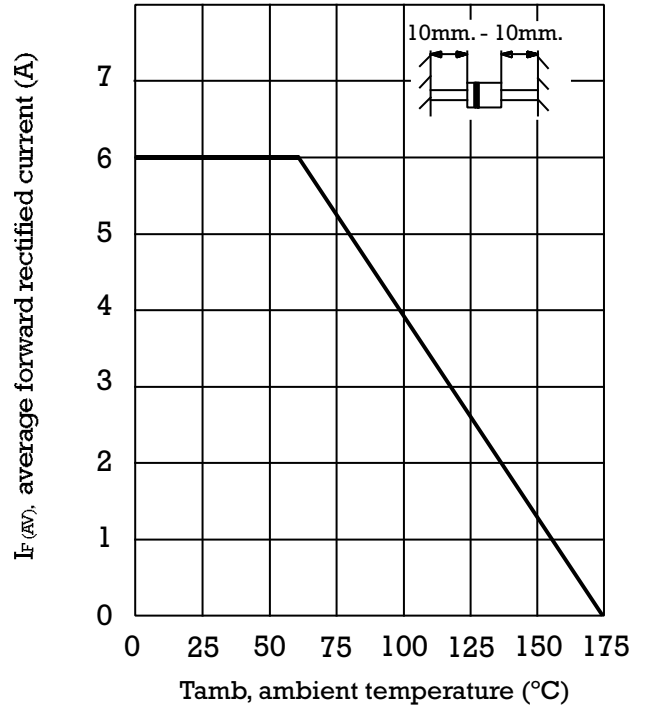
V_F	Max. forward voltage drop at $I_F = 6\text{ A}$	1.1 V
I_R	Max. reverse current at V_{RRM} at 25 °C at 100 °C	5 $\mu\text{ A}$ 100 $\mu\text{ A}$
R_{thj-a}	Max. thermal resistance ($l = 10\text{ mm.}$)	10 °C/W

Rating and Characteristic Curves

TYPICAL FORWARD CHARACTERISTIC



FORWARD CURRENT DERATING CURVE



MAXIMUM NON REPETITIVE
PEAK FORWARD SURGE CURRENT

