

Zener diode

EMZ6.8N

●Applications

Constant voltage control

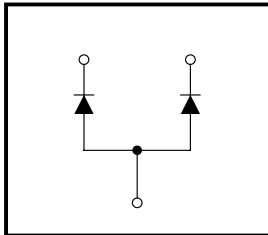
●Features

- 1) Small surface mounting type. (EMD3)
- 2) Composite type with two anode common elements
- 3) High reliability

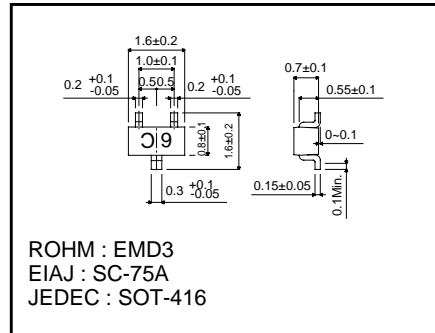
●Construction

Silicon epitaxial planar

●Circuit



●External dimensions (Units: mm)



●Absolute maximum ratings (Ta=25°C)

Parameter	Symbol	Limits	Unit
Power dissipation*	P	150	mW
Junction temperature	T _j	150	°C
Storage temperature	T _{stg}	-55~+150	°C

* Total of 2 elements

●Electrical characteristics (Ta=25°C)

Parameter	Symbol	Min.	Typ.	Max.	Unit	Conditions
Zener voltage	V _Z	6.47	–	7.14	V	I _Z =5mA
Reverse current	I _R	–	–	0.5	μA	V _R =3.5V
Operating resistance	Z _Z	–	–	40	Ω	I _Z =5mA
Capacitance between terminals	C _T	–	9	–	pF	f=1MHz, V _R =5V

Diodes

●Others

Item	Standard1	IEC1000-4-2
Device configuration	Charge/discharge capacitance : 200pF±10% Discharge resistance : 400Ω ±10%	Charge/discharge capacitance : 150pF Discharge resistance : 330Ω
Judgment contents	5 repetitions No spark or smoke emitted : ±25kV No element destruction : ±20kV No malfunction : ± 8kV	10 repetitions No malfunction Contact : ± 8kV Suspended : ±15kV

●Electrical characteristic curves (Ta=25°C)

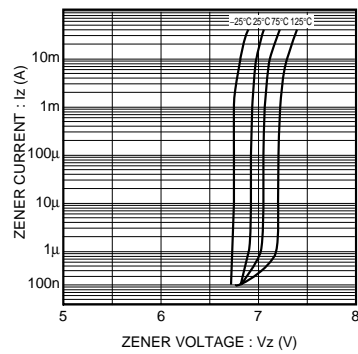


Fig.1 Zener voltage characteristic

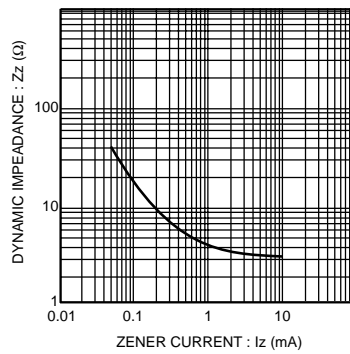


Fig.2 Operating resistance Zener current characteristic

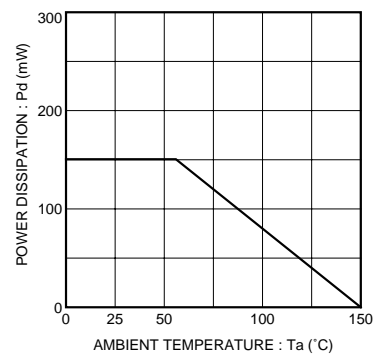


Fig.3 Derating curve