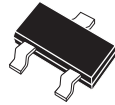


**CMPD4448**  
**HIGH SPEED**  
**SWITCHING DIODE**



**SOT-23 CASE**

# Central<sup>TM</sup>

**Semiconductor Corp.**

**DESCRIPTION:**

The CENTRAL SEMICONDUCTOR CMPD4448 type is an ultra-high speed silicon switching diode manufactured by the epitaxial planar process, in an epoxy molded surface mount package, designed for high speed switching applications.

**MARKING CODE: AAD**

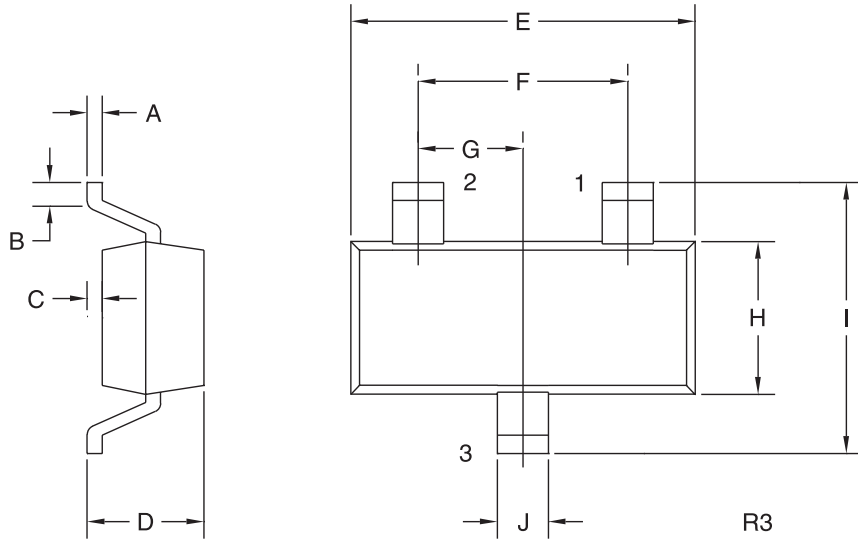
**MAXIMUM RATINGS:** ( $T_A=25^\circ\text{C}$ )

	<b>SYMBOL</b>		<b>UNITS</b>
Continuous Reverse Voltage	$V_R$	75	V
Peak Repetitive Reverse Voltage	$V_{RRM}$	100	V
Continuous Forward Current	$I_F$	250	mA
Peak Repetitive Forward Current	$I_{FRM}$	250	mA
Forward Surge Current, $t_p=1 \mu\text{s}$	$I_{FSM}$	4.0	A
Forward Surge Current, $t_p=1 \text{ s}$	$I_{FSM}$	1.0	A
Power Dissipation	$P_D$	350	mW
Operating and Storage Junction Temperature	$T_J, T_{stg}$	-65 to +150	$^\circ\text{C}$
Thermal Resistance	$\Theta_{JA}$	357	$^\circ\text{C/W}$

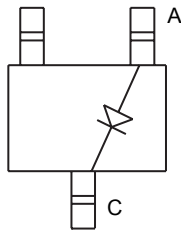
**ELECTRICAL CHARACTERISTICS:** ( $T_A=25^\circ\text{C}$  unless otherwise noted)

<b>SYMBOL</b>	<b>TEST CONDITIONS</b>	<b>MIN</b>	<b>MAX</b>	<b>UNITS</b>
$BV_R$	$I_R=5.0\mu\text{A}$	75		V
$BV_R$	$I_R=100\mu\text{A}$	100		V
$I_R$	$V_R=20\text{V}$		25	mA
$V_F$	$I_F=5.0\text{mA}$	0.62	0.72	V
$V_F$	$I_F=100\text{mA}$		1.0	V
$C_T$	$V_R=0, f=1.0\text{MHz}$		4.0	pF
$t_{rr}$	$I_R=I_F=10\text{mA}, R_L=100\Omega, \text{Rec. to } 1.0\text{mA}$		4.0	ns

**SOT-23 CASE - MECHANICAL OUTLINE**



NO  
CONNECTION



**MARKING CODE: AAD**

SYMBOL	INCHES		MILLIMETERS	
	MIN	MAX	MIN	MAX
A	0.003	0.007	0.08	0.18
B	0.006	-	0.15	-
C	-	0.005	-	0.13
D	0.035	0.043	0.89	1.09
E	0.110	0.120	2.80	3.05
F	0.075		1.90	
G	0.037		0.95	
H	0.047	0.055	1.19	1.40
I	0.083	0.098	2.10	2.49
J	0.014	0.020	0.35	0.50

SOT-23 (REV: R3)