




MICROPHONES • HEADPHONES
 DISTRIBUTED BY
 NORTH AMERICAN PHILIPS COMPANY, INC.
 100 EAST 42nd STREET, NEW YORK, NEW YORK 10017

TWO-WAY CARDIOID* Dynamic Microphone



D-202E



DESCRIPTION

The D-202E, the original deluxe cardioid dynamic microphone based on the two-way system development, offers virtually flat response over the entire audible range. The 90° off-axis response, approximately 4-6 db lower in output, is parallel to the 0° on-axis response. The front-to-back discrimination is 20 db over the entire range, with a tolerance of approximately 2 db, and offers maximum feedback cancellation.

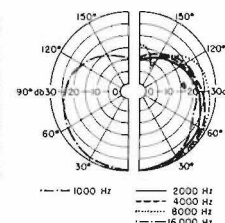
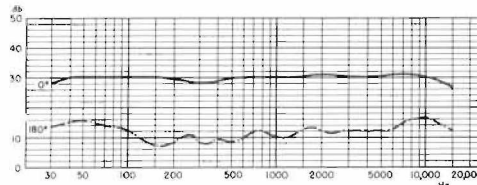
In view of its exceptional low frequency response, it might be desirable to roll-off the bass response in order to avoid the proximity effect and low frequency environmental noise or undesirable room acoustics. Therefore, the D-202E is provided with low frequency attenuator from 0 to -20 db at 50 Hz.

The D-202E features a sintered bronze cap which functions as a windscreen and pop filter, is waterproof and actually increases longevity of the unit by protecting the magnets of the dynamic systems from iron particles.

The D-202E is a low impedance (200 ohm) microphone equipped with standard XLR type connector. It is supplied with stand adapter for 5/8"-27 thread mounting and mating connector with 15' cable. A complete range of accessories is available.

TECHNICAL DATA

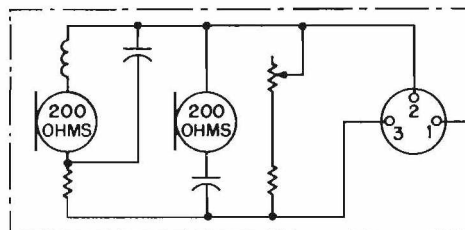
Frequency response	30-15,000 Hz \pm 2 db
Sensitivity	-55 db (re 1mW/10 dynes/cm ²) 0.16 mv/ μ bar
Impedance	200 ohms \pm 20%
Directional characteristics	Frequency-independent cardioid
Max. sound pressure level	At a distortion of 0.5% at 40 Hz, 1,000 Hz, 5,000 Hz = 124 db SPL (300 μ bar)
Diaphragm	Non-metallic MAKROFOL
Connections	XLR-3: 1 = Shield 2 = Positive (in phase) 3 = Negative
Dimensions	8½" long, 2½" dia. at largest point
Net Weight	10 ounces



ACCESSORIES

SA-16..... Stand adapter (quick disconnect)	W-10..... Windscreen
SA-10/3..... Stand adapter (around connector)	ST-4..... Table stand
SA-18/9..... Stand adapter with built-in suspension	ST-305..... Table stand
	ST-200..... Floor stand

CONNECTION DIAGRAM



ARCHITECTS' AND ENGINEERS' SPECIFICATIONS

The Microphone shall be a cardioid dynamic type incorporating two dynamic microphone capsules connected by means of a cross-over network, free of phase distortion. Each of the capsules shall be optimally adjusted to a specific frequency range; the upper capsule for high frequency pickup, and the lower capsule for low frequency pickup. The cross-over shall be at 500 Hz.

A compensating winding shall be attached to the high frequency capsule to eliminate effects of stray magnetic fields.

The microphone shall have a frequency range from 30 to 15,000 Hz, and the response shall be within \pm 2. db. The 90° off axis response shall be parallel to the 0° (on-axis) response and the front-to-back discrimination over its entire range shall be at least 20 db at a sound incidence angle of 180°.

The output level shall be -55 db (re 1 mw/10 dynes/cm²) with an

impedance of 200 ohms.

The microphones shall incorporate a continuous bass roll-off switch with a range of 0 to -20 db attenuation at 50 Hz.

The microphone shall be equipped with a sintered bronze screen to protect the capsules from iron particles and dust, and shall also act as a windscreen. The diaphragm material shall be a non-metallic MAKROFOL. The microphone shall incorporate a 3-pin male XLR Cannon receptacle and shall be provided with a stand adapter suitable for standard 5/8"-27 thread.

The microphone shall be 8½" long and shall not exceed 2½" in diameter at the largest point, and shall be tapered. The net weight shall not exceed 10 ounces.

The microphone specified shall be the AKG D-202E.