


### 3" - FIBER GLASS CONE - 75 mm

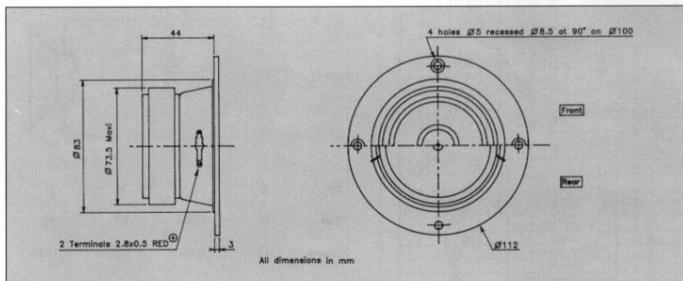
Fiber glass cone  
Solid aluminium phase plug  
Kapton voice coil former  
Ferrofluid cooled voice coil  
Very high efficiency - 93 dB/W/m

Cône fibre de verre  
Ogive aluminium massif  
Support bobine Kapton  
Bobine refroidie par ferrofluide  
Très haut rendement - 93 dBW/m



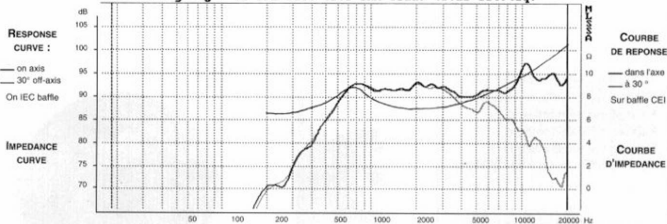
This High End fiber glass cone tweeter uses a strong magnet structure for high efficiency. The ferrofluid cooled Kapton former voice coil ensures good power handling capacity. The phase plug equalizes the high frequencies. The nature of the fiber glass cone contributes to its dynamic capabilities as well as its long term reliability. Easily coupled with 2nd order crossover as shown Fig 1. Two crossover points are suggested for adequate power handling.

Ce tweeter haut de gamme à cône fibre de verre offre un haut rendement grâce à son système magnétique puissant. Par ailleurs sa bobine sur support Kapton refroidie par ferrofluide lui confère une bonne tenue en puissance. L'ogive dont il est équipé régularise et adoucit la reproduction dans le haut du spectre. La nature de la fibre de verre contribue à ses qualités dynamiques ainsi qu'à sa très grande tenue dans le temps. Il peut être filtré au second ordre (12 dB/Oct) selon le schéma Fig 1. Deux fréquences de coupure sont proposées afin d'obtenir la tenue en puissance adéquate.



**RESPONSE CURVE**

refer to page 16

**Sensitivity Mag - dB SPL/watt (8.0 ohm load) (8.16 oct)(eq)**

**SPECIFICATIONS**

Technical Characteristics	Symbol	Value	Units
---------------------------	--------	-------	-------

**PRIMARY APPLICATION**

Nominal Impedance	Z	8	$\Omega$
Resonance Frequency	Fs	700	Hz
Nominal Power Handling	P	80	W
Sensitivity	E	93	dB

**VOICE COIL**

Voice coil diameter	$\varnothing$	20	mm
Minimum Impedance	Zmin	8,6	$\Omega$
DC Resistance	Re	6,5	$\Omega$
Voice Coil Inductance	Lbm	111	$\mu$ H
Voice coil Length	h	4	mm
Former	-	Kapton	-
Number of layers	n	2	-

**MAGNET**

Magnet dimensions	$\varnothing$ x h	72 x 15	mm
Magnet weight	m	0,24	kg
Flux density	B	1,15	T
Force factor	BL	-	NA'
Height of magnetic gap	He	3	mm
Stray flux	Fmag	-	Am'
Linear excursion	Xmax	-	mm

**PARAMETERS**


Suspension Compliance	Cms	-	mN'
Mechanical Q Factor	Qms	-	-
Electrical Q Factor	Qes	-	-
Total Q Factor	Qts	-	-
Mechanical Resistance	Rms	-	kg s <sup>-1</sup>
Moving Mass	Mms	-	kg
Effective Piston Area	S	33.10 <sup>4</sup>	m <sup>2</sup>
Volume Equivalent of Air at Cas	Vas	-	m <sup>3</sup>
Mass of speaker	M	0,5	kg

**APPLICATION PARAMETERS**

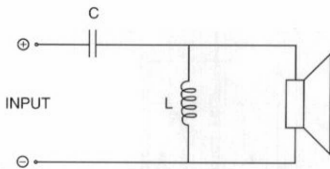
Fc	Crossover Frequency	Hz
S	Slope	dB / Oct.
L	Self-inductance	mH
C	Capacitor	$\mu$ F
P	Nominal Power Handling	W

**IMPULSE RESPONSE**
**WATERFALL**

refer to page 16


**SUGGESTED APPLICATIONS**

refer to page 8 to 13



Fc	S	L	C	P
2500	12	0,36	6,6	80
4000	12	0,30	4,8	120

Please refer to method of measurement and measurement conditions pages 15 to 19.

Audax may, without prior notification modify the specifications on its products further to research and development requirements.