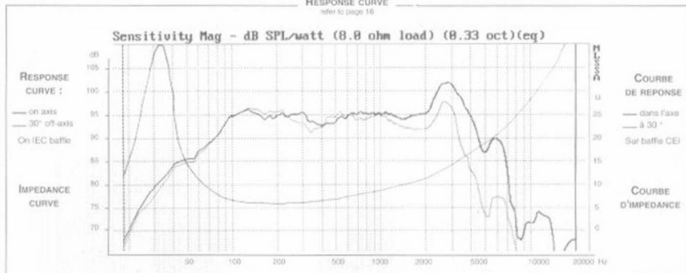


RESPONSE CURVE
 refer to page 16


SPECIFICATIONS

Technical Characteristics	Symbol	Value	Units
---------------------------	--------	-------	-------

PRIMARY APPLICATION

Nominal Impedance	Z	8	Ω
Resonance Frequency	Fs	32	Hz
Nominal Power Handling	P	100	W
Sensitivity	E	95	dB

VOICE COIL

Voice coil diameter	Ø	48	mm
Minimum Impedance	Zmin	7.6	Ω
DC Resistance	Re	6.1	Ω
Voice Coil Inductance	Lbm	0.33	mH
Voice coil Length	h	14	mm
Former	-	Kapton	-
Number of layers	n	1	-

MAGNET


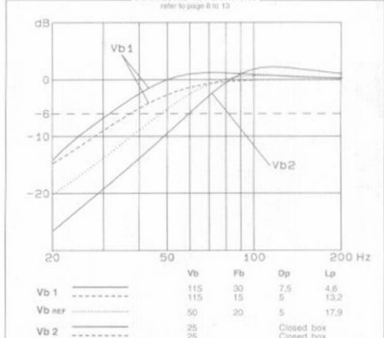
Magnet dimensions	Ø x h	120 x 20	mm
Magnet weight	m	0.88	kg
Flux density	B	1	T
Force factor	BL	7.15	NA
Height of magnetic gap	He	6	mm
Stray flux	Fmag	-	Am ²
Linear excursion	Xmax	±4	mm

PARAMETERS

Suspension Compliance	Cms	1.04.10 ⁻⁴	mN ⁻¹
Mechanical Q Factor	Qms	6.13	-
Electrical Q Factor	Qes	0.58	-
Total Q Factor	Qts	0.53	-
Mechanical Resistance	Rms	0.79	kg s ⁻¹
Moving Mass	Mms	24.10 ⁻⁴	kg
Effective Piston Area	S	3.58.10 ⁻⁴	m ²
Volume Equivalent of Air at Gas	Vas	188.10 ⁻⁴	m ³
Mass of speaker	M	3.2	kg

APPLICATION PARAMETERS

Vb	Box volume	dm ³
Fb	Tuning frequency	Hz
Dp	Port diameter	cm
Lp	Port length	cm

IMPULSE RESPONSE
WATERFALL
 refer to page 16

SUGGESTED APPLICATIONS
 refer to page 6 to 13


10" - PAPER CONE DRIVER - 240 mm**PROFESSIONAL LINE**

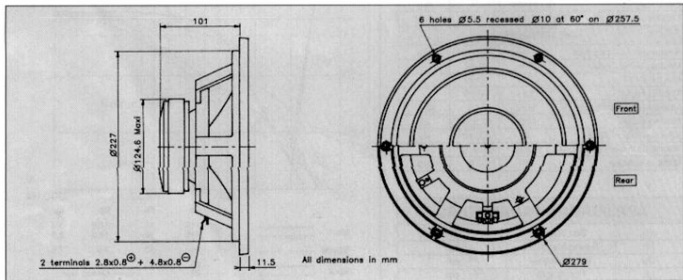
Zamak die cast chassis
 Ribbed paper cone
 Foam suspension
 Flat copper wire
 Kapton voice coil former (48 mm Ø)
 Gold plated terminals

Châssis Zamak moulé
 Cône papier corugué
 Suspension mousse
 Bobine sur support Kapton (Ø 48 mm)
 Fil cuivre plat sur chant
 Connectique plaquée or



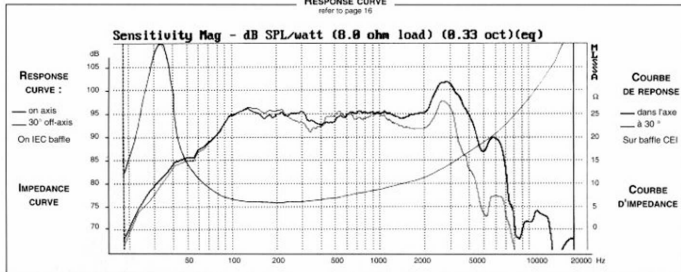
This bass unit offers high efficiency and high power handling capacity due to the edgewound copper wire voice coil mounted onto a fiberglass reinforced Kapton former. Its low frequency range is tight and strong resulting from the low resonance frequency and long excursion of the moving assembly. The "suggested applications" charts indicate various driver loads. The response curves shown on the diagram indicate the predicted low end response of the driver in the suggested box volume (Vb) with suggested port (Dp-Lp).

Ce haut-parleur de graves bénéficie d'un rendement élevé et d'une bonne tenue en puissance grâce à sa bobine en fil de cuivre plat sur support Kapton renforcé fibre de verre. La reproduction des graves est ferme et soutenue, conséquence de la fréquence de résonance basse et de la grande excursion de l'équipage mobile. Le tableau "Suggested applications" indique différents types de charge. Les courbes publiées correspondent à la réponse dans le grave pour un volume (Vb) et une dimension d'évent donnée (Dp-Lp).



RESPONSE CURVE

refer to page 16


SPECIFICATIONS

Technical Characteristics	Symbol	Value	Units
---------------------------	--------	-------	-------

PRIMARY APPLICATION

Nominal Impedance	Z	8	Ω
Resonance Frequency	Fs	32	Hz
Nominal Power Handling	P	100	W
Sensitivity	E	95	dB

VOICE COIL

Voice coil diameter	\varnothing	48	mm
Minimum Impedance	Zmin	7,6	Ω
DC Resistance	Re	6,1	Ω
Voice Coil Inductance	Lbm	0,33	mH
Voice coil Length	h	14	mm
Former	-	Kapton	-
Number of layers	n	1	-

MAGNET

Magnet dimensions	\varnothing x h	120 x 20	mm
Magnet weight	m	0,88	kg
Flux density	B	1	T
Force factor	BL	7,15	NA ¹
Height of magnetic gap	He	6	mm
Stray flux	Fmag	-	Am ¹
Linear excursion	Xmax	±4	mm

PARAMETERS

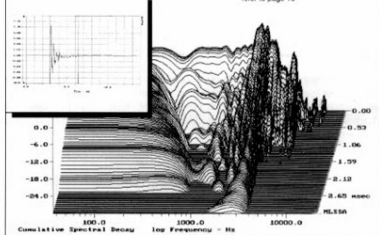
Suspension Compliance	Cms	1,04.10 ⁻¹	mN ⁻¹
Mechanical Q Factor	Qms	6,13	-
Electrical Q Factor	Qes	0,58	-
Total Q Factor	Qts	0,53	-
Mechanical Resistance	Rms	0,79	kg s ⁻¹
Moving Mass	Mms	24.10 ⁻³	kg
Effective Piston Area	S	3,58.10 ⁻⁴	m ²
Volume Equivalent of Air at Cas	Vas	188.10 ⁻³	m ³
Mass of speaker	M	3,2	kg

APPLICATION PARAMETERS

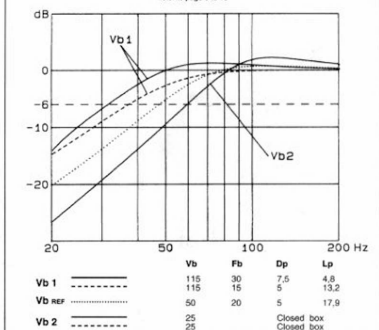
Vb	Box volume	dm ³
Fb	Tuning frequency	Hz
Dp	Port diameter	cm
Lp	Port length	cm

IMPULSE RESPONSE
WATERFALL

refer to page 16


SUGGESTED APPLICATIONS

refer to page 8 to 13



Please refer to method of measurement and measurement conditions pages 15 to 19.

Audax may, without prior notification modify the specifications on its products further to research and development requirements.