

8" - PAPER CONE DRIVER - 210 mm

PROFESSIONAL LINE

High power handling capacity - 80W
 High efficiency - 96 dB
 Stamped steel chassis
 Coated textile surround
 Exponential paper cone
 High temperature voice coil (Ø 40mm)
 Aluminium former

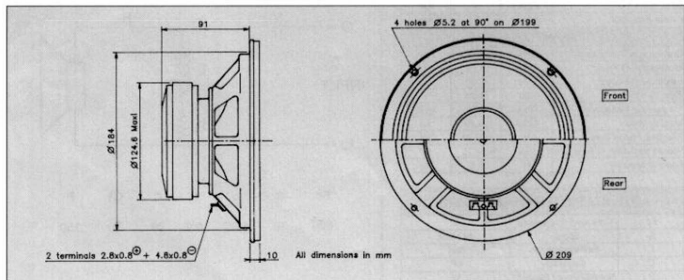
Puissance admissible élevée - 80W
 Haut rendement - 96dB
 châssis acier embouti
 suspension toile traitée
 Cône papier exponentiel
 bobine haute température
 Support aluminium (Ø 40mm)



This 8" midrange driver has been specifically designed for high quality sound reinforcement system applications (3 or 4 ways) as a lower-midrange with exceptionally wide and smooth frequency range (150 Hz to 6 kHz).

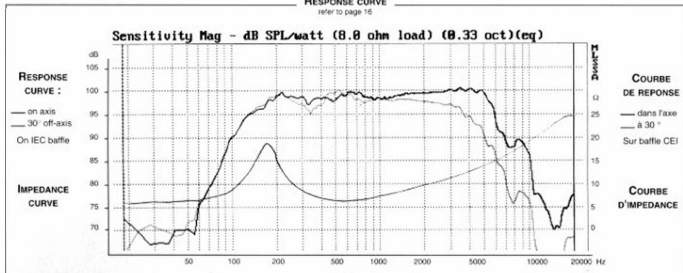
The high temperature voice coil (Ø 40mm) wound onto an aluminium former ensures excellent power handling. A crossover design is suggested in Fig 1 and a corresponding chart for matching this driver with a woofer in our line is provided.

Ce haut parleur médium de 210mm a été spécialement conçu pour équiper des installations professionnelles de haute qualité à 3 et 4 voies. Considéré comme bas-médium, il présente une bande passante exceptionnellement étendue et linéaire (150 Hz à 6 kHz). La bobine haute température (Ø 40mm) sur support aluminium lui confère une excellente tenue en puissance. Un schéma de filtre passe-bas est proposé Fig 1, pour un raccordement aux woofers de notre gamme.



RESPONSE CURVE

refer to page 16


SPECIFICATIONS

Technical Characteristics	Symbol	Value	Units
---------------------------	--------	-------	-------

PRIMARY APPLICATION

Nominal Impedance	Z	8	Ω
Resonance Frequency	Fs	170	Hz
Nominal Power Handling	P	80	W
Sensitivity	E	99	dB

VOICE COIL

Voice coil diameter	\varnothing	40	mm
Minimum Impedance	Zmin	6,6	Ω
DC Resistance	Re	6,5	Ω
Voice Coil Inductance	Lbm	0,20	mH
Voice coil Length	h	9	mm
Former	-	Aluminium	-
Number of layers	n	2	-

MAGNET

Magnet dimensions	$\varnothing \times h$	120 x 20	mm
Magnet weight	m	0,88	kg
Flux density	B	1	T
Force factor	BL	7,8	NA ¹
Height of magnetic gap	He	6	mm
Stray flux	Fmag	-	Am ¹
Linear excursion	Xmax	$\pm 1,5$	mm

PARAMETERS

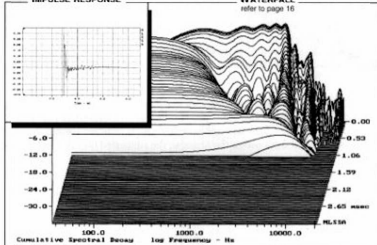
Suspension Compliance	Cms	$0,09 \cdot 10^{-3}$	mN ¹
Mechanical Q Factor	Qms	2,60	-
Electrical Q Factor	Qes	1,14	-
Total Q Factor	Qts	0,79	-
Mechanical Resistance	Rms	4,07	kg s ¹
Moving Mass	Mms	$10,1 \cdot 10^{-3}$	kg
Effective Piston Area	S	$2,38 \cdot 10^1$	m ²
Volume Equivalent of Air at Cas	Vas	$7,1 \cdot 10^3$	m ³
Mass of speaker	M	2,5	kg

APPLICATION PARAMETERS

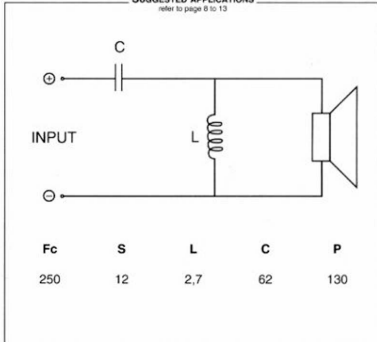
Fc	Crossover Frequency	Hz
S	Slope	dB / Oct.
L	Self-inductance	mH
C	Capacitor	μ F
P	Nominal Power Handling	W

IMPULSE RESPONSE
WATERFALL

refer to page 16


SUGGESTED APPLICATIONS

refer to page 8 to 13



Please refer to method of measurement and measurement conditions pages 15 to 19.

Audax may, without prior notification modify the specifications on its products further to research and development requirements.