


1" - SOFT DOME - 25 mm4 Ω **CAR LINE**

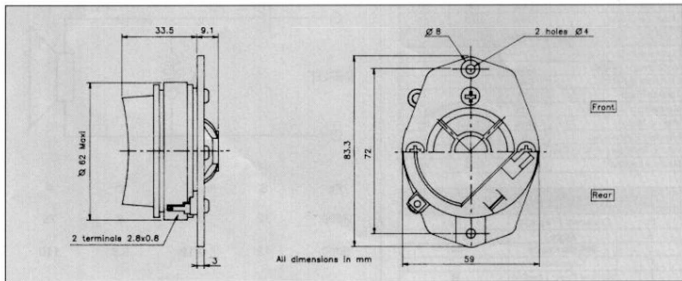
Replaceable voice coil assembly
 Hi-fi automotive specific design
 1" impregnated textile dome
 Injected polymer face plate

Equipage mobile interchangeable
 Application hi-fi automobile
 Dôme 25 mm textile
 Face polymère injectée



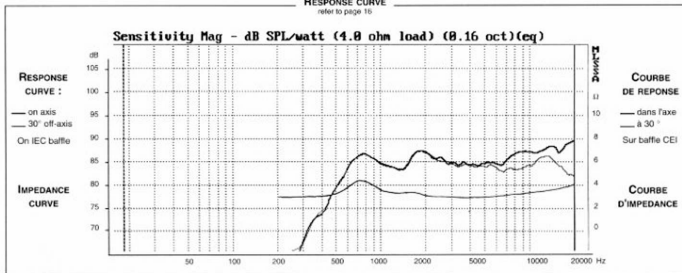
The carefully designed "catenary" profile of this soft dome coupled with a critically damped textile allows clarity of sound reproduction, together with good efficiency from 4 kHz to 20 kHz ± 2 dB, high power handling capacity of 70 Wrms. Specially designed for use in hi-fi systems in the automotive environment. Easily coupled with 2nd order crossover as shown Fig 1. Two crossover points are suggested for adequate power handling.

Doté d'un dôme souple de 25 mm en textile imprégné, d'un profil "chaînette" optimisé et d'un traitement amortissant, ce tweeter particulièrement musical conjugue les avantages d'un bon rendement, d'une linéarité exceptionnelle, de 4 KHz à 20 KHz ± 2 dB et d'une puissance admissible de 70 Wrms. Sa configuration le destine plus particulièrement au secteur automobile. Il peut être filtré au second ordre (12 dB/Oct) selon le schéma Fig 1. Deux fréquences de coupure sont proposées afin d'obtenir la tenue en puissance adéquate.



RESPONSE CURVE

refer to page 16



SPECIFICATIONS

Technical Characteristics	Symbol	Value	Units
---------------------------	--------	-------	-------

PRIMARY APPLICATION

Nominal Impedance	Z	4	Ω
Resonance Frequency	Fs	600	Hz
Nominal Power Handling	P	70	W
Sensitivity	E	86	dB

VOICE COIL

Voice coil diameter	\varnothing	25	mm
Minimum Impedance	Zmin	4.2	Ω
DC Resistance	Re	3.4	Ω
Voice Coil Inductance	Lbm	3.6	μ H
Voice coil Length	h	1.7	mm
Former	-	Aluminium	-
Number of layers	n	2	-

MAGNET

Magnet dimensions	\varnothing x h	60 X 10	mm
Magnet weight	m	0,104	kg
Flux density	B	1,2	T
Force factor	BL	2	NA'
Height of magnetic gap	He	3	mm
Stray flux	Fmag	43	Am'
Linear excursion	Xmax	$\pm 0,3$	mm

PARAMETERS

Suspension Compliance	Cms	-	mN^{-1}
Mechanical Q Factor	Qms	-	-
Electrical Q Factor	Qes	-	-
Total Q Factor	Qts	-	-
Mechanical Resistance	Rms	-	$kg\ s^{-1}$
Moving Mass	Mms	$0,31 \cdot 10^{-4}$	kg
Effective Piston Area	S	$6,2 \cdot 10^{-4}$	m^2
Volume Equivalent of Air at Cas	Vas	-	m^3
Mass of speaker	M	0,25	kg

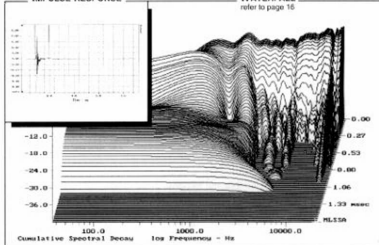
APPLICATION PARAMETERS

Fc	Crossover Frequency	Hz
S	Slope	dB / Oct.
L	Self-inductance	mH
C	Capacitor	μ F
P	Nominal Power Handling	W

IMPULSE RESPONSE

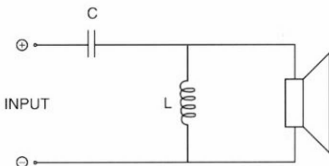
WATERFALL

refer to page 16



SUGGESTED APPLICATIONS

refer to page 8 to 13



Fc	S	L	C	P
3500	12	0,15	8	70
5000	12	0,12	5,5	100

Please refer to method of measurement and measurement conditions pages 15 to 19.

Audax may, without prior notification modify the specifications on its products further to research and development requirements.