


14 mm POLYMER DOME

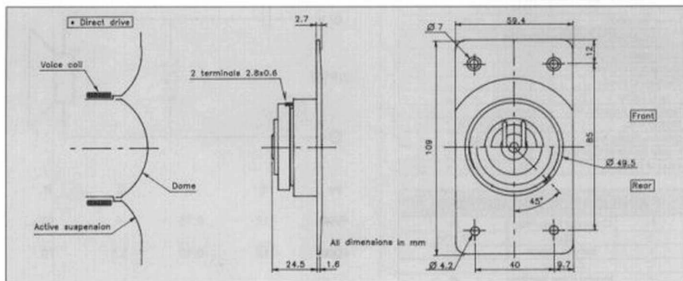
96 dB very high efficiency *direct drive**
 Ferrofluid - cooled voice coil
 High power handling capability
 High dynamic characteristics

Concept *direct drive**
 Très haut rendement 96 dB
 Bobine refroidie par ferrofluide
 Puissance admissible importante
 Grande capacité dynamique



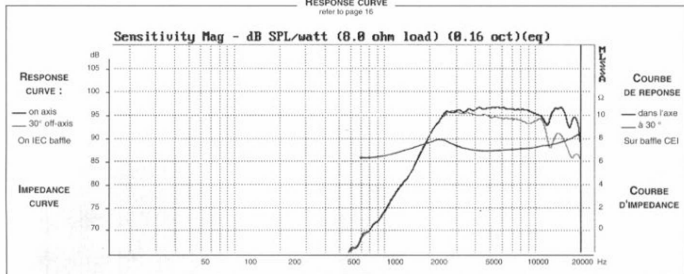
Compact, 14 mm polymer dome tweeter. Ultra light moving parts with the voice coil directly wound onto the diaphragm according to the "direct drive" concept. The perfect transfer of energy is the source of its musical qualities, high definition and high efficiency. The voice coil wound onto the high temperature polymer is cooled with ferrofluid for high power handling. Easily coupled with 2nd order crossover as shown Fig 1. Two crossover points are suggested for adequate power handling.

Compact, ce tweeter à dôme de 14 mm en polymère doit la légèreté de son équipement mobile à son concept "direct drive" par lequel la bobine est réalisée directement sur le diaphragme. Le parfait transfert d'énergie est à l'origine de ses qualités musicales, de sa haute définition et de son haut rendement. Le concept "direct drive" couplé à la bobine refroidie par ferrofluide lui confère une puissance admissible importante dans sa catégorie. Il peut être filtré au second ordre (12 dB/Oct) selon le schéma Fig 1. Deux fréquences de coupure sont proposées afin d'obtenir la tenue en puissance adéquate.



RESPONSE CURVE

refer to page 16



SPECIFICATIONS

| Technical Characteristics | Symbol | Value | Units |
|---------------------------|--------|-------|-------|
|---------------------------|--------|-------|-------|

PRIMARY APPLICATION

| | | | |
|------------------------|----|------|----|
| Nominal Impedance | Z | 8 | Ω |
| Resonance Frequency | Fs | 2050 | Hz |
| Nominal Power Handling | P | 45 | W |
| Sensitivity | E | 96 | dB |

VOICE COIL

| | | | |
|-----------------------|------|---------|----|
| Voice coil diameter | Ø | 14 | mm |
| Minimum Impedance | Zmin | 7.2 | Ω |
| DC Resistance | Re | 5.7 | Ω |
| Voice Coil Inductance | Lbm | 37 | µH |
| Voice coil Length | h | 2 | mm |
| Former | - | Polymer | - |
| Number of layers | n | 2 | - |

MAGNET

| | | | |
|------------------------|-------|--------|------------------|
| Magnet dimensions | Ø x h | 45 x 9 | mm |
| Magnet weight | m | 0,053 | kg |
| Flux density | B | 1,51 | T |
| Force factor | BL | 2 | NA ⁻¹ |
| Height of magnetic gap | He | 1,5 | mm |
| Stray flux | Fmag | 36 | Am ⁻¹ |
| Linear excursion | Xmax | ±0.25 | mm |

PARAMETERS

| | | | |
|---------------------------------|-----|-----------------------|--------------------|
| Suspension Compliance | Cms | - | mN ⁻¹ |
| Mechanical Q Factor | Qms | - | - |
| Electrical Q Factor | Qes | - | - |
| Total Q Factor | Qts | - | - |
| Mechanical Resistance | Rms | - | kg s ⁻¹ |
| Moving Mass | Mms | 0,19.10 ⁻³ | kg |
| Effective Piston Area | S | 6,6.10 ⁻⁴ | m ² |
| Volume Equivalent of Air at Cas | Vas | - | m ³ |
| Mass of speaker | M | 0,117 | kg |

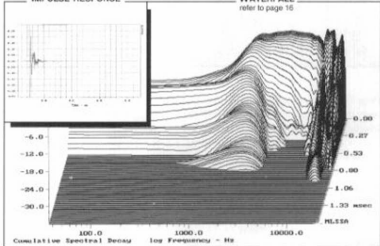
APPLICATION PARAMETERS

| | | |
|----|------------------------|-----------|
| Fc | Crossover Frequency | Hz |
| S | Slope | dB / Oct. |
| L | Self-inductance | mH |
| C | Capacitor | µF |
| P | Nominal Power Handling | W |

IMPULSE RESPONSE

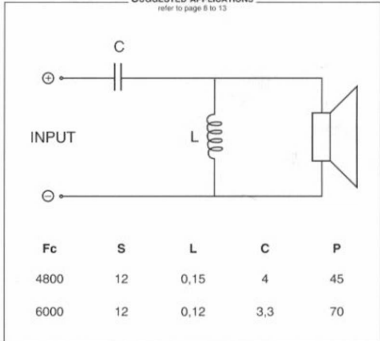
WATERFALL

refer to page 16



SUGGESTED APPLICATIONS

refer to page 8 to 13



Please refer to method of measurement and measurement conditions pages 15 to 19.

Audax may, without prior notification modify the specifications on its products further to research and development requirements.