


## 14 mm POLYMER DOME

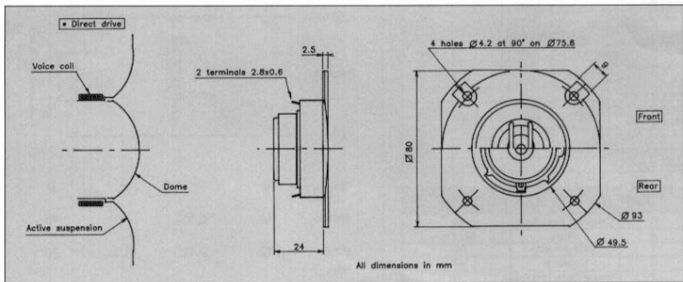
94 dB high efficiency direct drive\*  
 Ferrofluid - cooled voice coil  
 High power handling capability  
 High dynamic characteristics

Concept *direct drive*\*  
 Haut rendement 94 dB  
 Bobine refroidie par ferrofluide  
 Puissance admissible importante  
 Grande capacité dynamique



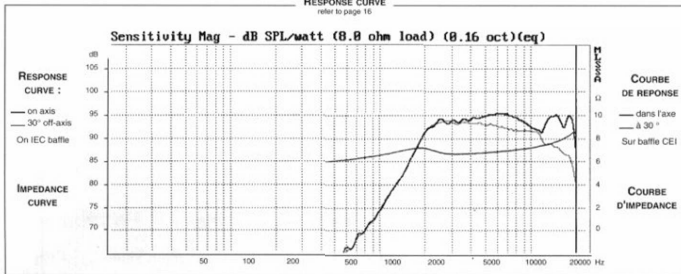
Compact, 14 mm polymer dome tweeter. Ultra light moving parts with the voice coil directly wound onto the diaphragm according to the "direct drive" concept. The perfect transfer of energy is the source of its musical qualities, high definition and high efficiency. The voice coil wound onto the high temperature polymer is cooled with ferrofluid for high power handling. Easily coupled with 2nd order crossover as shown Fig 1. Two crossover points are suggested for adequate power handling.

Compact, ce tweeter à dôme de 14 mm en polymère doit la légèreté de son équipement mobile à son concept "direct drive" par lequel la bobine est réalisée directement sur le diaphragme. Le parfait transfert d'énergie est à l'origine de ses qualités musicales, de sa haute définition et de son haut rendement. Le concept "direct drive" couplé à la bobine refroidie par ferrofluide lui confère une puissance admissible importante dans sa catégorie. Il peut être filtré au second ordre (12 dB/Oct) selon le schéma Fig 1. Deux fréquences de coupure sont proposées afin d'obtenir la tenue en puissance adéquate.



### RESPONSE CURVE

refer to page 16



### SPECIFICATIONS

Technical Characteristics	Symbol	Value	Units
---------------------------	--------	-------	-------

#### PRIMARY APPLICATION

Nominal Impedance	Z	8	Ω
Resonance Frequency	Fs	2050	Hz
Nominal Power Handling	P	45	W
Sensitivity	E	94	dB

#### VOICE COIL

Voice coil diameter	∅	14	mm
Minimum Impedance	Zmin	6,9	Ω
DC Resistance	Re	5,7	Ω
Voice Coil Inductance	Lbm	34	μH
Voice coil Length	h	2	mm
Former	-	Polymer	-
Number of layers	n	2	-

#### MAGNET

Magnet dimensions	∅ x h	36 x 8	mm
Magnet weight	m	0,03	kg
Flux density	B	1,35	T
Force factor	BL	1,8	NA'
Height of magnetic gap	He	1,5	mm
Stray flux	Fmag	24	Am <sup>-1</sup>
Linear excursion	Xmax	±0,25	mm

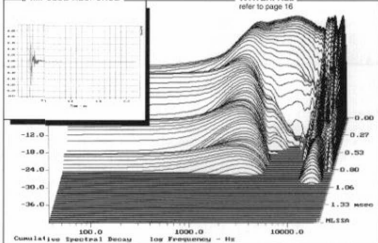
#### PARAMETERS

Suspension Compliance	Cms	-	mN <sup>-1</sup>
Mechanical Q Factor	Qms	-	-
Electrical Q Factor	Qes	-	-
Total Q Factor	Qts	-	-
Mechanical Resistance	Rms	-	kg s <sup>-1</sup>
Moving Mass	Mms	0,19.10 <sup>-3</sup>	kg
Effective Piston Area	S	6,6.10 <sup>-3</sup>	m <sup>2</sup>
Volume Equivalent of Air at Cas	Vas	-	m <sup>3</sup>
Mass of speaker	M	0,091	kg

### APPLICATION PARAMETERS

Fc	Crossover Frequency	Hz
S	Slope	dB / Oct.
L	Self-inductance	mH
C	Capacitor	μF
P	Nominal Power Handling	W

### IMPULSE RESPONSE



### SUGGESTED APPLICATIONS

refer to page 8 to 13

