

# USER'S MANUAL

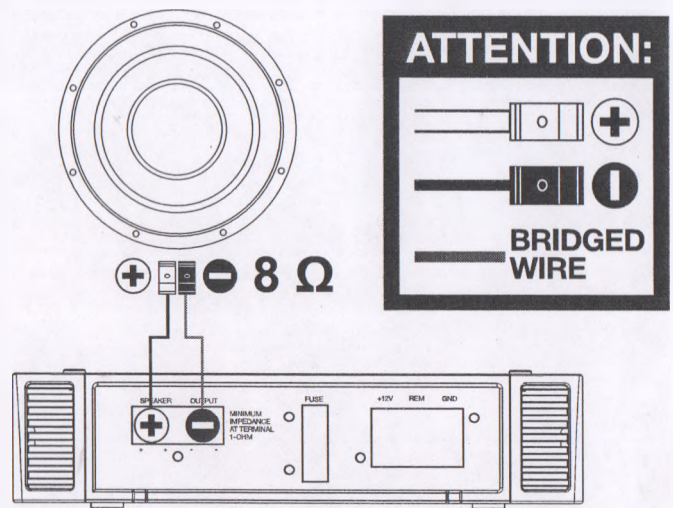
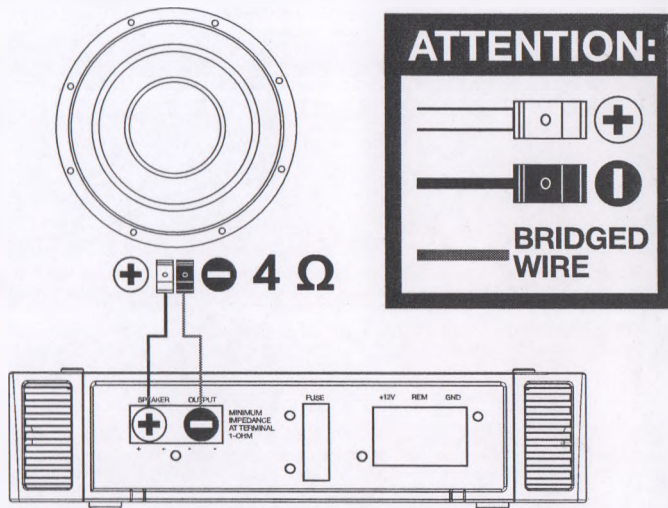
C5015  
C6515  
C8015



Thank you for purchasing our product. Before first use, read this instruction manual carefully and keep it for future reference.

## WIRES CONNECTION


Power amplifier for schematic diagram.



- Adjust the matching Impedance of the Power Amplifier.
- Click the picture to connect the positive and negative poles of the horn to the power Amplifier.

## SPECIFICATION

	C5015	C6515	C8015
Diameter	12.5 cm	16.2 cm	20 cm
Max. power	75(W)	125(W)	150(W)
Impedance	4 or 8 Ohm	4 or 8 Ohm	4 or 8 Ohm
Sensitivity	89 dB	90 dB	91 dB
Frequency response	60-8000Hz	50-7000Hz	40-6000Hz
Magnet	10 oz	20 oz	24 oz
Membrane	PP	PP	PP
Voice coil	2.5cm	2.5cm	2.5cm
Suspension	Rubber	Rubber	Rubber

 English  
Correct Disposal of This Product  
(Waste Electrical & Electronic Equipment)

(Applicable in the European Union and other European countries with separate collection systems) This marking shown on the product or its literature, indicates that it should not be disposed with other household wastes at the end of its working life. To prevent possible harm to the environment or human health from uncontrolled waste disposal, please separate this from other types of wastes and recycle it responsibly to promote the sustainable reuse of material resources. Household users should contact either the retailer where they purchased this product, or their local government office, for details of where and how they can take this item for environmentally safe recycling. Business users should contact their supplier and check the terms and conditions of the purchase contract. This product should not be mixed with other commercial wastes for disposal.

